

# Product Datasheet

## Angiopoietin-2 Antibody NBP2-15386

Unit Size: 0.1 ml

Aliquot and store at -20C or -80C. Avoid freeze-thaw cycles.

[www.novusbio.com](http://www.novusbio.com)



[technical@novusbio.com](mailto:technical@novusbio.com)

Protocols, Publications, Related Products, Reviews, Research Tools and Images at:  
[www.novusbio.com/NBP2-15386](http://www.novusbio.com/NBP2-15386)

Updated 7/24/2022 v.20.1

Earn rewards for product  
reviews and publications.

Submit a publication at [www.novusbio.com/publications](http://www.novusbio.com/publications)

Submit a review at [www.novusbio.com/reviews/destination/NBP2-15386](http://www.novusbio.com/reviews/destination/NBP2-15386)



**NBP2-15386****Angiopoietin-2 Antibody**

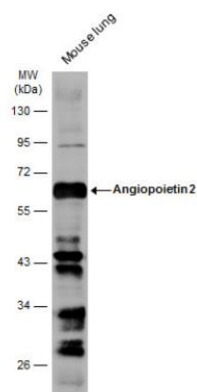
Product Information	
Unit Size	0.1 ml
Concentration	Concentrations vary lot to lot. See vial label for concentration. If unlisted please contact technical services.
Storage	Aliquot and store at -20C or -80C. Avoid freeze-thaw cycles.
Clonality	Polyclonal
Preservative	0.025% Proclin 300
Isotype	IgG
Purity	Immunogen affinity purified
Buffer	PBS (pH 7), 20% Glycerol
Target Molecular Weight	57 kDa

Product Description	
Host	Rabbit
Gene ID	285
Gene Symbol	ANGPT2
Species	Human, Mouse
Reactivity Notes	Rat (85%), Bovine (89%).
Immunogen	Recombinant protein encompassing a sequence within the center region of human Angiopoietin 2. The exact sequence is proprietary.

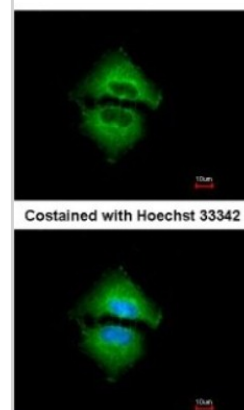
Product Application Details	
Applications	Western Blot, Immunocytochemistry/Immunofluorescence, Immunohistochemistry, Immunohistochemistry-Paraffin
Recommended Dilutions	Western Blot 1:500-1:3000, Immunohistochemistry 1:100-1:1000, Immunocytochemistry/Immunofluorescence 1:100-1:1000, Immunohistochemistry-Paraffin 1:100-1:1000

**Images**

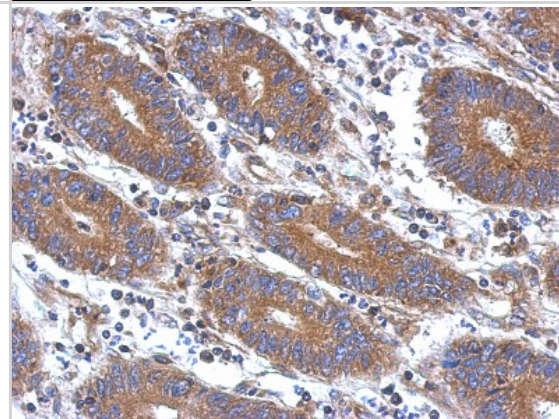
Western Blot: Angiopoietin-2 Antibody [NBP2-15386] - Mouse tissue extract (50 ug) was separated by 10% SDS-PAGE, and the membrane was blotted with Angiopoietin 2 antibody diluted at 1:1000. The HRP-conjugated anti-rabbit IgG antibody (NBP2-19301) was used to detect the primary antibody.



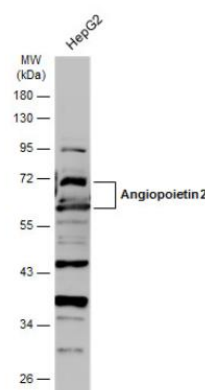
Immunocytochemistry/Immunofluorescence: Angiopoietin 2 Antibody [NBP2-15386] - Analysis of methanol-fixed A549, using antibody at 1:500 dilution.



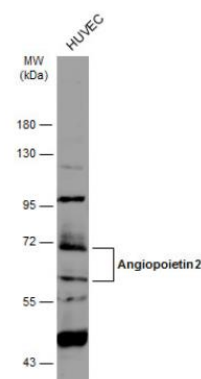
Immunohistochemistry-Paraffin: Angiopoietin 2 Antibody [NBP2-15386] - Paraffin-embedded Colon ca, using antibody at 1:500 dilution.



Western Blot: Angiopoietin-2 Antibody [NBP2-15386] - Whole cell extract (30 ug) was separated by 10% SDS-PAGE, and the membrane was blotted with Angiopoietin 2 antibody diluted at 1:1000. The HRP-conjugated anti-rabbit IgG antibody (NBP2-19301) was used to detect the primary antibody.



Western Blot: Angiopoietin-2 Antibody [NBP2-15386] - Whole cell extract (30 ug) was separated by 7.5% SDS-PAGE, and the membrane was blotted with Angiopoietin 2 antibody diluted at 1:3000. The HRP-conjugated anti-rabbit IgG antibody (NBP2-19301) was used to detect the primary antibody.



**Novus Biologicals USA**

10730 E. Briarwood Avenue  
Centennial, CO 80112  
USA

Phone: 303.730.1950  
Toll Free: 1.888.506.6887  
Fax: 303.730.1966  
novus@novusbio.com

**Bio-Techne Canada**

21 Canmotor Ave  
Toronto, ON M8Z 4E6  
Canada

Phone: 905.827.6400  
Toll Free: 855.668.8722  
Fax: 905.827.6402  
canada.inquires@bio-techne.com

**Bio-Techne Ltd**

19 Barton Lane  
Abingdon Science Park  
Abingdon, OX14 3NB, United Kingdom  
Phone: (44) (0) 1235 529449  
Free Phone: 0800 37 34 15  
Fax: (44) (0) 1235 533420  
info.EMEA@bio-techne.com

**General Contact Information**

www.novusbio.com  
Technical Support: technical@novusbio.com  
Orders: orders@novusbio.com  
General: novus@novusbio.com

**Limitations**

This product is for research use only and is not approved for use in humans or in clinical diagnosis. Primary Antibodies are guaranteed for 1 year from date of receipt.

For more information on our 100% guarantee, please visit [www.novusbio.com/guarantee](http://www.novusbio.com/guarantee)

Earn gift cards/discounts by submitting a review: [www.novusbio.com/reviews/submit/NBP2-15386](http://www.novusbio.com/reviews/submit/NBP2-15386)

Earn gift cards/discounts by submitting a publication using this product:  
[www.novusbio.com/publications](http://www.novusbio.com/publications)

