

Product Datasheet

ALS2CR12 Antibody NBP2-15366

Unit Size: 0.1 ml

Aliquot and store at -20C or -80C. Avoid freeze-thaw cycles.

www.novusbio.com



technical@novusbio.com

Protocols, Publications, Related Products, Reviews, Research Tools and Images at:
www.novusbio.com/NBP2-15366

Updated 12/9/2020 v.20.1

Earn rewards for product
reviews and publications.

Submit a publication at www.novusbio.com/publications

Submit a review at www.novusbio.com/reviews/destination/NBP2-15366



NBP2-15366

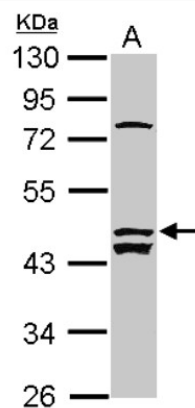
ALS2CR12 Antibody

Product Information	
Unit Size	0.1 ml
Concentration	Concentrations vary lot to lot. See vial label for concentration. If unlisted please contact technical services.
Storage	Aliquot and store at -20C or -80C. Avoid freeze-thaw cycles.
Clonality	Polyclonal
Preservative	0.01% Thimerosal
Isotype	IgG
Purity	Immunogen affinity purified
Buffer	0.1M Tris (pH 7), 0.1M Glycine, 20% Glycerol
Target Molecular Weight	50 kDa
Product Description	
Host	Rabbit
Gene ID	130540
Gene Symbol	FLACC1
Species	Human
Immunogen	Recombinant protein encompassing a sequence within the center region of human ALS2CR12. The exact sequence is proprietary.
Product Application Details	
Applications	Western Blot, Immunocytochemistry/Immunofluorescence, Immunohistochemistry, Immunohistochemistry-Paraffin
Recommended Dilutions	Western Blot 1:500-1:3000, Immunohistochemistry 10 - 1:500, Immunocytochemistry/Immunofluorescence 1:100-1:1000, Immunohistochemistry-Paraffin 1:100-1:1000

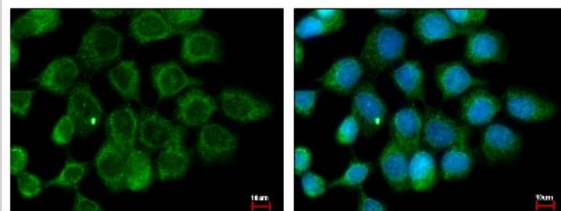


Images

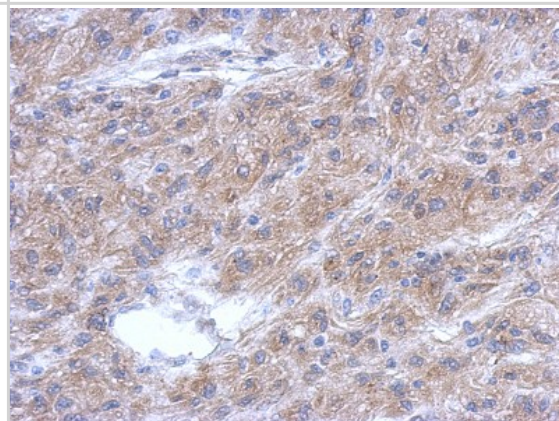
Western Blot: ALS2CR12 Antibody [NBP2-15366] - Sample (30 ug of whole cell lysate) A: MCF-7 10% SDS PAGE; antibody diluted at 1:1000.



Immunocytochemistry/Immunofluorescence: ALS2CR12 Antibody [NBP2-15366] - Sample: A431 cells were fixed in ice-cold Methanol for 5 min. Green: ALS2CR12 protein stained by ALS2CR12 antibody diluted at 1:500. Blue: Hoechst 33343 staining.



Immunohistochemistry-Paraffin: ALS2CR12 Antibody [NBP2-15366] - Paraffin-embedded U37C xenograft, using antibody at 1:500 dilution.





Novus Biologicals USA

10730 E. Briarwood Avenue
Centennial, CO 80112
USA

Phone: 303.730.1950
Toll Free: 1.888.506.6887
Fax: 303.730.1966
novus@novusbio.com

Bio-Techne Canada

21 Canmotor Ave
Toronto, ON M8Z 4E6
Canada

Phone: 905.827.6400
Toll Free: 855.668.8722
Fax: 905.827.6402
canada.inquires@bio-techne.com

Bio-Techne Ltd

19 Barton Lane
Abingdon Science Park
Abingdon, OX14 3NB, United Kingdom

Phone: (44) (0) 1235 529449
Free Phone: 0800 37 34 15
Fax: (44) (0) 1235 533420
info.EMEA@bio-techne.com

General Contact Information

www.novusbio.com
Technical Support: technical@novusbio.com
Orders: orders@novusbio.com
General: novus@novusbio.com

Products Related to NBP2-15366

HAF008	Goat anti-Rabbit IgG Secondary Antibody [HRP (Horseradish Peroxidase)]
NB7156	Goat anti-Rabbit IgG (H+L) Secondary Antibody
NBP2-24891	Rabbit IgG Isotype Control
NBP1-85902PEP	ALS2CR12 Recombinant Protein Antigen

Limitations

This product is for research use only and is not approved for use in humans or in clinical diagnosis. Primary Antibodies are guaranteed for 1 year from date of receipt.

For more information on our 100% guarantee, please visit www.novusbio.com/guarantee

Earn gift cards/discounts by submitting a review: www.novusbio.com/reviews/submit/NBP2-15366

Earn gift cards/discounts by submitting a publication using this product:
www.novusbio.com/publications

