

# Product Datasheet

## SCAP Antibody - BSA Free NBP2-15127

Unit Size: 0.1 ml

Aliquot and store at -20C or -80C. Avoid freeze-thaw cycles.

[www.novusbio.com](http://www.novusbio.com)



[technical@novusbio.com](mailto:technical@novusbio.com)

**Reviews: 1 Publications: 1**

Protocols, Publications, Related Products, Reviews, Research Tools and Images at:  
[www.novusbio.com/NBP2-15127](http://www.novusbio.com/NBP2-15127)

Updated 9/9/2025 v.20.1

**Earn rewards for product  
reviews and publications.**

Submit a publication at [www.novusbio.com/publications](http://www.novusbio.com/publications)

Submit a review at [www.novusbio.com/reviews/destination/NBP2-15127](http://www.novusbio.com/reviews/destination/NBP2-15127)



**NBP2-15127**

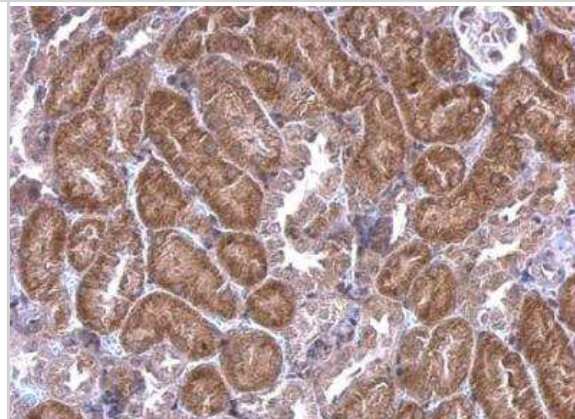
SCAP Antibody - BSA Free

| Product Information         |  |
|-----------------------------|--|
| Unit Size                   | 0.1 ml   |
| Concentration               | Concentrations vary lot to lot. See vial label for concentration. If unlisted please contact technical services.   |
| Storage                     | Aliquot and store at -20C or -80C. Avoid freeze-thaw cycles.   |
| Clonality                   | Polyclonal   |
| Preservative                | 0.025% Proclin 300   |
| Isotype                     | IgG  |
| Purity                      | Antigen Affinity-purified  |
| Buffer                      | PBS (pH 7), 20% Glycerol   |
| Target Molecular Weight     | 140 kDa  |
| Product Description         |  |
| Description                 | Novus Biologicals Rabbit SCAP Antibody - BSA Free (NBP2-15127) is a polyclonal antibody validated for use in IHC and WB. Anti-SCAP Antibody: Cited in 1 publication. All Novus Biologicals antibodies are covered by our 100% guarantee. |
| Host                        | Rabbit   |
| Gene ID                     | 22937  |
| Gene Symbol                 | SCAP   |
| Species                     | Human, Mouse   |
| Immunogen                   | Recombinant protein encompassing a sequence within the C-terminus region of human SCAP. The exact sequence is proprietary.   |
| Product Application Details |  |
| Applications                | Western Blot, Immunohistochemistry-Paraffin, Immunohistochemistry  |
| Recommended Dilutions       | Western Blot 1:500-1:3000, Immunohistochemistry 1:100-1:1000, Immunohistochemistry-Paraffin 1:100-1:1000   |

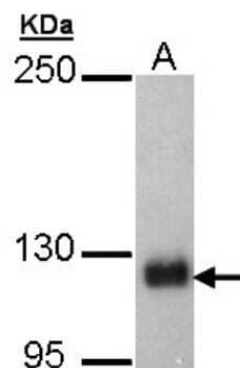


## Images

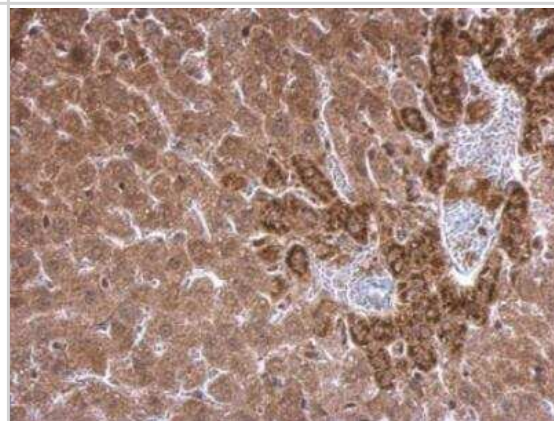
Immunohistochemistry-Paraffin: SCAP Antibody [NBP2-15127] - Mouse kidney. SREBF chaperone protein antibody [C2C3], C-term dilution: 1:500. Antigen Retrieval: Trilogy™ (EDTA based, pH 8.0) buffer, 15min.



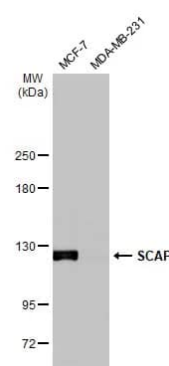
Western Blot: SCAP Antibody [NBP2-15127] - (30 ug of whole cell lysate) Hep G2 5% SDS PAGE, antibody diluted at 1:5000.



Immunohistochemistry-Paraffin: SCAP Antibody [NBP2-15127] - Mouse kidney. SREBF chaperone protein antibody [C2C3], C-term dilution: 1:500. Antigen Retrieval: Trilogy™ (EDTA based, pH 8.0) buffer, 15min.



Western Blot: SCAP Antibody [NBP2-15127] - Various whole cell extracts (30 ug) were separated by 5% SDS-PAGE, and the membrane was blotted with SCAP antibody [C2C3], C-term (NBP2-15127) diluted at 1:2000. The HRP-conjugated anti-rabbit IgG antibody was used to detect the primary antibody.



## Publications

Wu M, Zhou X, Zhou X et Al. ZDHHC3-mediated SCAP S-acylation promotes cholesterol biosynthesis and tumor immune escape in hepatocellular carcinoma Cell Rep 2024-11-09 [PMID: 39522165]



### **Novus Biologicals USA**

10730 E. Briarwood Avenue  
Centennial, CO 80112  
USA  
Phone: 303.730.1950  
Toll Free: 1.888.506.6887  
Fax: 303.730.1966  
nb-customerservice@bio-techne.com

### **Bio-Techne Canada**

21 Canmotor Ave  
Toronto, ON M8Z 4E6  
Canada  
Phone: 905.827.6400  
Toll Free: 855.668.8722  
Fax: 905.827.6402  
canada.inquires@bio-techne.com

### **Bio-Techne Ltd**

19 Barton Lane  
Abingdon Science Park  
Abingdon, OX14 3NB, United Kingdom  
Phone: (44) (0) 1235 529449  
Free Phone: 0800 37 34 15  
Fax: (44) (0) 1235 533420  
info.EMEA@bio-techne.com

### **General Contact Information**

www.novusbio.com  
Technical Support: nb-technical@bio-techne.com  
Orders: nb-customerservice@bio-techne.com  
General: novus@novusbio.com

### **Products Related to NBP2-15127**

---

|               |   |
|---------------|---|
| HAF008        | Goat anti-Rabbit IgG Secondary Antibody [HRP]       |
| NB7160        | Goat anti-Rabbit IgG (H+L) Secondary Antibody [HRP] |
| NBP2-24891    | Rabbit IgG Isotype Control                          |
| NBP1-89624PEP | SCAP Recombinant Protein Antigen                    |

---

### **Limitations**

This product is for research use only and is not approved for use in humans or in clinical diagnosis. Primary Antibodies are guaranteed for 1 year from date of receipt.

For more information on our 100% guarantee, please visit [www.novusbio.com/guarantee](http://www.novusbio.com/guarantee)

Earn gift cards/discounts by submitting a review: [www.novusbio.com/reviews/submit/NBP2-15127](http://www.novusbio.com/reviews/submit/NBP2-15127)

Earn gift cards/discounts by submitting a publication using this product:  
[www.novusbio.com/publications](http://www.novusbio.com/publications)

