

Product Datasheet

E2F6 Antibody NBP2-14936

Unit Size: 0.1 ml

Aliquot and store at -20C or -80C. Avoid freeze-thaw cycles.

www.novusbio.com



technical@novusbio.com

Protocols, Publications, Related Products, Reviews, Research Tools and Images at:
www.novusbio.com/NBP2-14936

Updated 5/6/2020 v.20.1

Earn rewards for product
reviews and publications.

Submit a publication at www.novusbio.com/publications

Submit a review at www.novusbio.com/reviews/destination/NBP2-14936



NBP2-14936

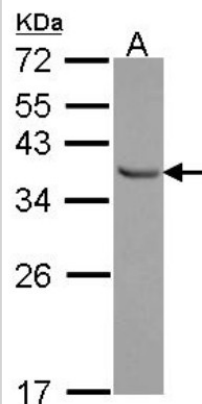
E2F6 Antibody

Product Information	
Unit Size	0.1 ml
Concentration	Concentrations vary lot to lot. See vial label for concentration. If unlisted please contact technical services.
Storage	Aliquot and store at -20C or -80C. Avoid freeze-thaw cycles.
Clonality	Polyclonal
Preservative	0.01% Thimerosal
Isotype	IgG
Purity	Immunogen affinity purified
Buffer	0.1M Tris (pH 7), 0.1M Glycine, 20% Glycerol
Target Molecular Weight	32 kDa
Product Description	
Host	Rabbit
Gene ID	1876
Gene Symbol	E2F6
Species	Human
Reactivity Notes	Chimpanzee (100%), Mouse (80%), Rat (80%).
Immunogen	Recombinant protein encompassing a sequence within the center region of human E2F6. The exact sequence is proprietary.
Product Application Details	
Applications	Western Blot, Immunocytochemistry/Immunofluorescence, Immunohistochemistry, Immunohistochemistry-Paraffin
Recommended Dilutions	Western Blot 1:500-1:3000, Immunohistochemistry 1:100-1:1000, Immunocytochemistry/Immunofluorescence 1:100-1:1000, Immunohistochemistry-Paraffin 1:100-1:1000

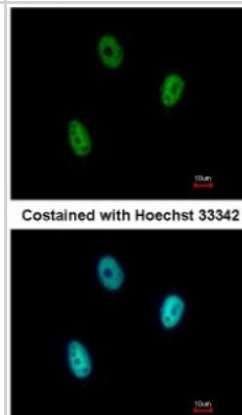


Images

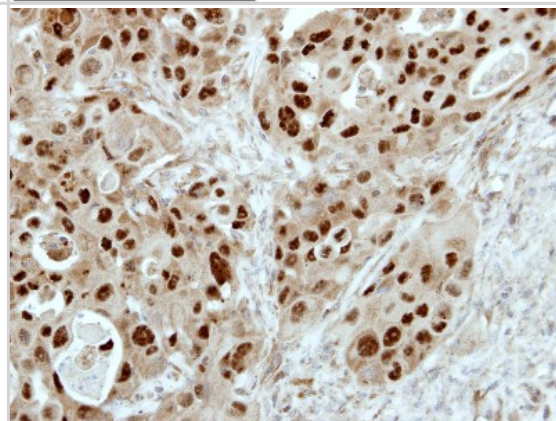
Western Blot: E2F6 Antibody [NBP2-14936] - Sample (30 ug of whole cell lysate) A: A549 12% SDS PAGE E2F6 antibody, antibody diluted at 1:1000.



Immunocytochemistry/Immunofluorescence: E2F6 Antibody [NBP2-14936] - Paraformaldehyde-fixed A549, using antibody at 1:500 dilution.



Immunohistochemistry-Paraffin: E2F6 Antibody [NBP2-14936] - H441 xenograft, using E2F6 antibody at 1:500 dilution. Antigen Retrieval: Citrate buffer, pH 6.0, 15 min.





Novus Biologicals USA

10730 E. Briarwood Avenue
Centennial, CO 80112
USA

Phone: 303.730.1950
Toll Free: 1.888.506.6887
Fax: 303.730.1966
novus@novusbio.com

Bio-Techne Canada

21 Canmotor Ave
Toronto, ON M8Z 4E6
Canada

Phone: 905.827.6400
Toll Free: 855.668.8722
Fax: 905.827.6402
canada.inquires@bio-techne.com

Bio-Techne Ltd

19 Barton Lane
Abingdon Science Park
Abingdon, OX14 3NB, United Kingdom

Phone: (44) (0) 1235 529449
Free Phone: 0800 37 34 15
Fax: (44) (0) 1235 533420
info.EMEA@bio-techne.com

General Contact Information

www.novusbio.com
Technical Support: technical@novusbio.com
Orders: orders@novusbio.com
General: novus@novusbio.com

Products Related to NBP2-14936

HAF008	Goat anti-Rabbit IgG Secondary Antibody [HRP (Horseradish Peroxidase)]
NB7156	Goat anti-Rabbit IgG (H+L) Secondary Antibody
NBP2-24891	Rabbit IgG Isotype Control
H00001876-P01-10ug	Recombinant Human E2F6 GST (N-Term) Protein

Limitations

This product is for research use only and is not approved for use in humans or in clinical diagnosis. Primary Antibodies are guaranteed for 1 year from date of receipt.

For more information on our 100% guarantee, please visit www.novusbio.com/guarantee

Earn gift cards/discounts by submitting a review: www.novusbio.com/reviews/submit/NBP2-14936

Earn gift cards/discounts by submitting a publication using this product:
www.novusbio.com/publications

