

Product Datasheet

CDC42 Antibody NBP2-14907

Unit Size: 0.1 ml

Aliquot and store at -20C or -80C. Avoid freeze-thaw cycles.

www.novusbio.com



technical@novusbio.com

Reviews: 2

Protocols, Publications, Related Products, Reviews, Research Tools and Images at:
www.novusbio.com/NBP2-14907

Updated 10/2/2019 v.20.1

**Earn rewards for product
reviews and publications.**

Submit a publication at www.novusbio.com/publications

Submit a review at www.novusbio.com/reviews/destination/NBP2-14907



NBP2-14907

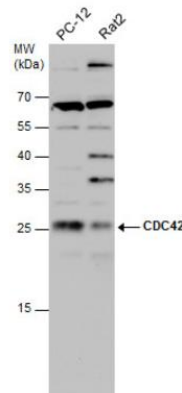
CDC42 Antibody

Product Information	
Unit Size	0.1 ml
Concentration	Concentrations vary lot to lot. See vial label for concentration. If unlisted please contact technical services.
Storage	Aliquot and store at -20C or -80C. Avoid freeze-thaw cycles.
Clonality	Polyclonal
Preservative	0.01% Thimerosal
Isotype	IgG
Purity	Immunogen affinity purified
Buffer	PBS (pH 7), 20% Glycerol
Target Molecular Weight	21 kDa
Product Description	
Host	Rabbit
Gene ID	998
Gene Symbol	CDC42
Species	Mouse, Rat
Reactivity Notes	Chimpanzee (100%), Xenopus laevis (99%).
Immunogen	Recombinant protein encompassing a sequence within the center region of human CDC42. The exact sequence is proprietary.
Product Application Details	
Applications	Western Blot, Immunohistochemistry, Immunohistochemistry-Paraffin
Recommended Dilutions	Western Blot 1:500-1:3000, Immunohistochemistry 1:100-1:1000, Immunohistochemistry-Paraffin 1:100-1:1000

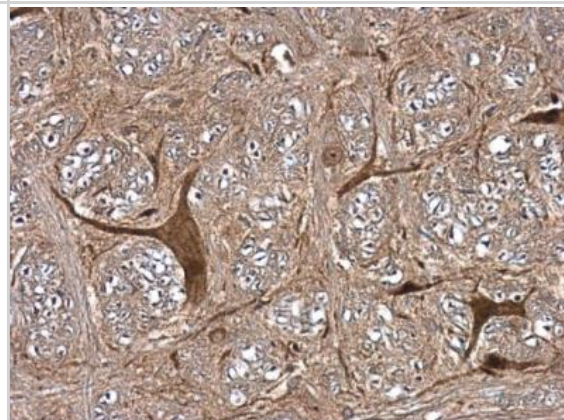


Images


Western Blot: CDC42 Antibody [NBP2-14907] - Various whole cell extracts (30 ug) were separated by 12% SDS-PAGE, and the membrane was blotted with CDC42 antibody diluted at 1:500.



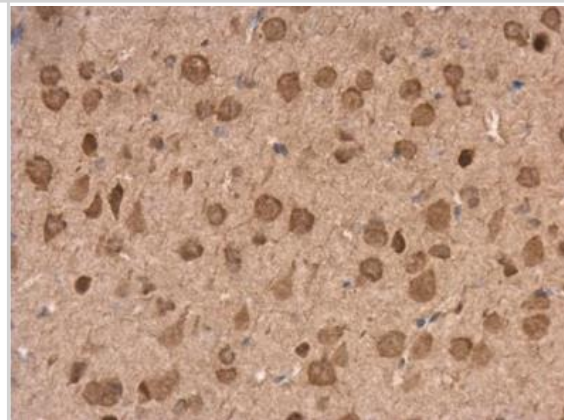
Immunohistochemistry-Paraffin: CDC42 Antibody [NBP2-14907] - Paraffin-embedded mouse brain. CDC42 antibody diluted at 1:500.



Western Blot: CDC42 Antibody [NBP2-14907] - Sample (50 ug of whole cell lysate) A: Mouse brain 12% SDS PAGE; antibody diluted at 1:1000.



Immunohistochemistry-Paraffin: CDC42 Antibody [NBP2-14907] - Paraffin-embedded mouse brain. CDC42 antibody diluted at 1:500.





Novus Biologicals USA

10730 E. Briarwood Avenue
Centennial, CO 80112
USA
Phone: 303.730.1950
Toll Free: 1.888.506.6887
Fax: 303.730.1966
novus@novusbio.com

Novus Biologicals Canada

461 North Service Road West, Unit B37
Oakville, ON L6M 2V5
Canada
Phone: 905.827.6400
Toll Free: 855.668.8722
Fax: 905.827.6402
canada@novusbio.com

Novus Biologicals Europe

19 Barton Lane
Abingdon Science Park
Abingdon, OX14 3NB, United Kingdom
Phone: (44) (0) 1235 529449
Free Phone: 0800 37 34 15
Fax: (44) (0) 1235 533420
info@bio-techne.com

General Contact Information

www.novusbio.com
Technical Support: technical@novusbio.com
Orders: orders@novusbio.com
General: novus@novusbio.com

Limitations

This product is for research use only and is not approved for use in humans or in clinical diagnosis. Primary Antibodies are guaranteed for 1 year from date of receipt.

For more information on our 100% guarantee, please visit www.novusbio.com/guarantee

Earn gift cards/discounts by submitting a review: www.novusbio.com/reviews/submit/NBP2-14907

Earn gift cards/discounts by submitting a publication using this product:
www.novusbio.com/publications

