

Product Datasheet

FAM69C Antibody NBP2-14666

Unit Size: 0.1 ml

Store at 4C short term. Aliquot and store at -20C long term. Avoid freeze-thaw cycles.

www.novusbio.com



technical@novusbio.com

Protocols, Publications, Related Products, Reviews, Research Tools and Images at:
www.novusbio.com/NBP2-14666

Updated 6/7/2021 v.20.1

Earn rewards for product
reviews and publications.

Submit a publication at www.novusbio.com/publications

Submit a review at www.novusbio.com/reviews/destination/NBP2-14666



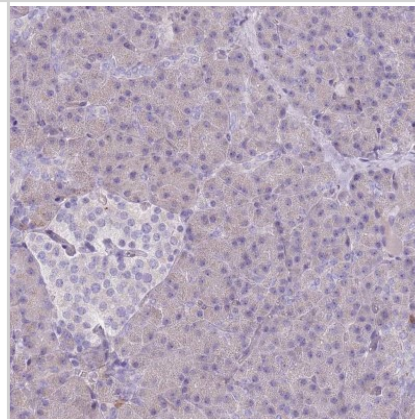
NBP2-14666

FAM69C Antibody

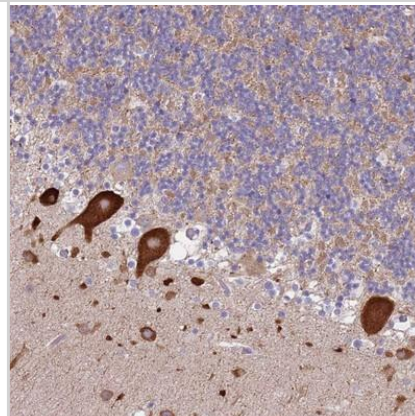
| Product Information | |
|-----------------------------|--|
| Unit Size | 0.1 ml |
| Concentration | Concentrations vary lot to lot. See vial label for concentration. If unlisted please contact technical services. |
| Storage | Store at 4C short term. Aliquot and store at -20C long term. Avoid freeze-thaw cycles. |
| Clonality | Polyclonal |
| Preservative | 0.02% Sodium Azide |
| Isotype | IgG |
| Purity | Immunogen affinity purified |
| Buffer | PBS (pH 7.2) and 40% Glycerol |
| Product Description | |
| Host | Rabbit |
| Gene ID | 125704 |
| Gene Symbol | FAM69C |
| Species | Human |
| Immunogen | This antibody was developed against Recombinant Protein corresponding to amino acids: LSFLDMVNHFDSDFSHRLHLCDIKPENFAIRSDFTVVAIDVDMAFFPEPKM REILEQNCTGDEDCNFFDCF |
| Product Application Details | |
| Applications | Immunohistochemistry, Immunohistochemistry-Paraffin |
| Recommended Dilutions | Immunohistochemistry 1:200 - 1:500, Immunohistochemistry-Paraffin 1:200 - 1:500 |
| Application Notes | For IHC-Paraffin, HIER pH 6 retrieval is recommended. |

Images

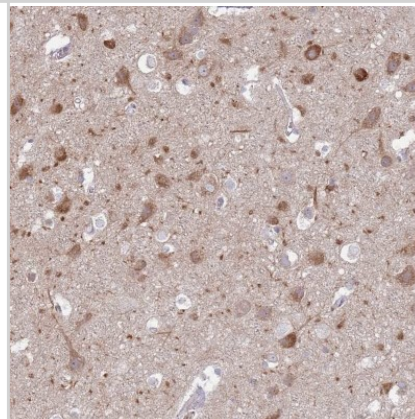
Immunohistochemistry-Paraffin: FAM69C Antibody [NBP2-14666] - Staining of human pancreas shows low expression as expected.



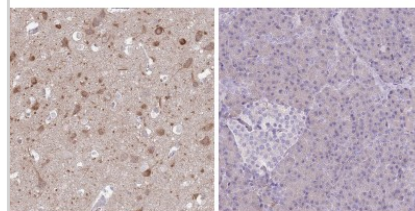
Immunohistochemistry-Paraffin: FAM69C Antibody [NBP2-14666] - Staining of human cerebellum shows strong cytoplasmic positivity in Purkinje cells.



Immunohistochemistry-Paraffin: FAM69C Antibody [NBP2-14666] - Staining of human cerebral cortex shows high expression.



Immunohistochemistry-Paraffin: FAM69C Antibody [NBP2-14666] - Staining in human cerebral cortex and pancreas tissues using anti-FAM69C antibody. Corresponding FAM69C RNA-seq data are presented for the same tissues.



FAM69C in Cerebral cortex

FAM69C in Pancreas





Novus Biologicals USA

10730 E. Briarwood Avenue
Centennial, CO 80112
USA
Phone: 303.730.1950
Toll Free: 1.888.506.6887
Fax: 303.730.1966
novus@novusbio.com

Bio-Techne Canada

21 Canmotor Ave
Toronto, ON M8Z 4E6
Canada
Phone: 905.827.6400
Toll Free: 855.668.8722
Fax: 905.827.6402
canada.inquires@bio-techne.com

Bio-Techne Ltd

19 Barton Lane
Abingdon Science Park
Abingdon, OX14 3NB, United Kingdom
Phone: (44) (0) 1235 529449
Free Phone: 0800 37 34 15
Fax: (44) (0) 1235 533420
info.EMEA@bio-techne.com

General Contact Information

www.novusbio.com
Technical Support: technical@novusbio.com
Orders: orders@novusbio.com
General: novus@novusbio.com

Products Related to NBP2-14666

| | |
|---------------|--|
| NBP2-14666PEP | FAM69C Recombinant Protein Antigen |
| HAF008 | Goat anti-Rabbit IgG Secondary Antibody [HRP (Horseradish Peroxidase)] |
| NB7160 | Goat anti-Rabbit IgG (H+L) Secondary Antibody [HRP] |
| NBP2-24891 | Rabbit IgG Isotype Control |

Limitations

This product is for research use only and is not approved for use in humans or in clinical diagnosis. Primary Antibodies are guaranteed for 1 year from date of receipt.

For more information on our 100% guarantee, please visit www.novusbio.com/guarantee

Earn gift cards/discounts by submitting a review: www.novusbio.com/reviews/submit/NBP2-14666

Earn gift cards/discounts by submitting a publication using this product:
www.novusbio.com/publications

