

# Product Datasheet

## ORP150/HSP12A Antibody - BSA Free NBP2-14113

Unit Size: 0.1 ml

Store at 4C short term. Aliquot and store at -20C long term. Avoid freeze-thaw cycles.

[www.novusbio.com](http://www.novusbio.com)



[technical@novusbio.com](mailto:technical@novusbio.com)

### Publications: 1

Protocols, Publications, Related Products, Reviews, Research Tools and Images at:  
[www.novusbio.com/NBP2-14113](http://www.novusbio.com/NBP2-14113)

Updated 9/9/2025 v.20.1

Earn rewards for product  
reviews and publications.

Submit a publication at [www.novusbio.com/publications](http://www.novusbio.com/publications)

Submit a review at [www.novusbio.com/reviews/destination/NBP2-14113](http://www.novusbio.com/reviews/destination/NBP2-14113)



**NBP2-14113**

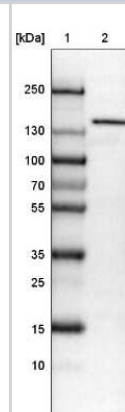
ORP150/HSP12A Antibody - BSA Free

Product Information	
Unit Size	0.1 ml
Concentration	Concentrations vary lot to lot. See vial label for concentration. If unlisted please contact technical services.
Storage	Store at 4C short term. Aliquot and store at -20C long term. Avoid freeze-thaw cycles.
Clonality	Polyclonal
Preservative	0.02% Sodium Azide
Isotype	IgG
Purity	Immunogen affinity purified
Buffer	PBS (pH 7.2) and 40% Glycerol
Product Description	
Description	Novus Biologicals Rabbit ORP150/HSP12A Antibody - BSA Free (NBP2-14113) is a polyclonal antibody validated for use in IHC, WB and Simple Western. Anti-ORP150/HSP12A Antibody: Cited in 1 publication. All Novus Biologicals antibodies are covered by our 100% guarantee.
Host	Rabbit
Gene ID	10525
Gene Symbol	HYOU1
Species	Human, Chicken
Reactivity Notes	Chicken reactivity reported in literature (PMID: 30298003)
Immunogen	This antibody was developed against a recombinant protein corresponding to the amino acids: VLQLINDNTATALSYGVFRRKDINTTAQNIMFYDMGSGSTVCTIVTYQMVKTKE AGMQPQLQIRGVGFDRTLGGLEMLRLRERLAGLFNEQRKGQRAKDVRENPR AMAKLLREANRLKTVLSANADHMAQIEGLMDDVDFKAKVTRV
Product Application Details	
Applications	Western Blot, Simple Western, Immunohistochemistry-Paraffin, Immunohistochemistry
Recommended Dilutions	Western Blot 0.04-0.4 ug/ml, Simple Western 1:25, Immunohistochemistry 1:50 - 1:200, Immunohistochemistry-Paraffin 1:50 - 1:200
Application Notes	For IHC-Paraffin, HIER pH 6 retrieval is recommended. In Simple Western only 10-15 uL of the recommended dilution is used per data point. See <a href="#">Simple Western Antibody Database</a> for Simple Western validation: Tested in HEL lysates, separated by Size, antibody dilution of 1:25

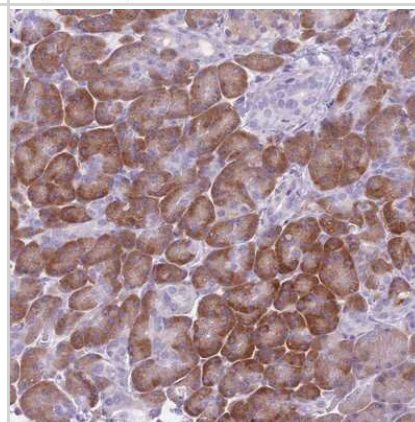


## Images

Western Blot: ORP150/HSP12A Antibody [NBP2-14113] - Lane 1: Marker [kDa] 250, 130, 100, 70, 55, 35, 25, 15, 10. Lane 2: HELA



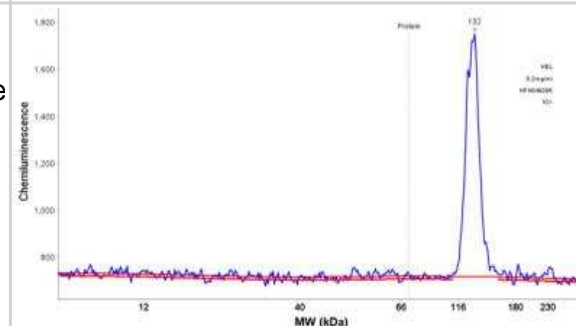
Immunohistochemistry-Paraffin: ORP150/HSP12A Antibody [NBP2-14113] - Staining of human pancreas shows distinct cytoplasmic positivity in exocrine glandular cells.



Simple Western: ORP150/HSP12A Antibody [NBP2-14113] - Simple Western lane view shows a specific band for ORP150/HSP12A in 0.2 mg/ml of HEL lysate(s). This experiment was performed under reducing conditions using the 12-230 kDa separation systems.



Simple Western: ORP150/HSP12A Antibody [NBP2-14113] - Electropherogram image of the corresponding Simple Western lane view. ORP150/HSP12A antibody was used at 1:25 dilution on HEL lysate (s) respectively.



## Publications

Fauzia E, Barbhuyan Tk, Shrivastava Ak et al. Chick Embryo: A Preclinical Model for Understanding Ischemia-Reperfusion Mechanism. Front Pharmacol. 2018-09-21 [PMID: 30298003] (WB, Chicken)



### **Novus Biologicals USA**

10730 E. Briarwood Avenue  
Centennial, CO 80112  
USA  
Phone: 303.730.1950  
Toll Free: 1.888.506.6887  
Fax: 303.730.1966  
nb-customerservice@bio-techne.com

### **Bio-Techne Canada**

21 Canmotor Ave  
Toronto, ON M8Z 4E6  
Canada  
Phone: 905.827.6400  
Toll Free: 855.668.8722  
Fax: 905.827.6402  
canada.inquires@bio-techne.com

### **Bio-Techne Ltd**

19 Barton Lane  
Abingdon Science Park  
Abingdon, OX14 3NB, United Kingdom  
Phone: (44) (0) 1235 529449  
Free Phone: 0800 37 34 15  
Fax: (44) (0) 1235 533420  
info.EMEA@bio-techne.com

### **General Contact Information**

www.novusbio.com  
Technical Support: nb-technical@bio-techne.com  
Orders: nb-customerservice@bio-techne.com  
General: novus@novusbio.com

### **Products Related to NBP2-14113**

---

NBP2-14113PEP	ORP150/HSP12A Recombinant Protein Antigen
HAF008	Goat anti-Rabbit IgG Secondary Antibody [HRP]
NB7160	Goat anti-Rabbit IgG (H+L) Secondary Antibody [HRP]
NBP2-24891	Rabbit IgG Isotype Control

---

### **Limitations**

This product is for research use only and is not approved for use in humans or in clinical diagnosis. Primary Antibodies are guaranteed for 1 year from date of receipt.

For more information on our 100% guarantee, please visit [www.novusbio.com/guarantee](http://www.novusbio.com/guarantee)

Earn gift cards/discounts by submitting a review: [www.novusbio.com/reviews/submit/NBP2-14113](http://www.novusbio.com/reviews/submit/NBP2-14113)

Earn gift cards/discounts by submitting a publication using this product:  
[www.novusbio.com/publications](http://www.novusbio.com/publications)

