

# Product Datasheet

## Tensin 4/CTEN Antibody (SP83)

### NBP2-12488-0.1ml

Unit Size: 0.1 ml

Store at 4C. Do not freeze.

[www.novusbio.com](http://www.novusbio.com)



[technical@novusbio.com](mailto:technical@novusbio.com)

Protocols, Publications, Related Products, Reviews, Research Tools and Images at:  
[www.novusbio.com/NBP2-12488](http://www.novusbio.com/NBP2-12488)

Updated 2/1/2018 v.20.1

Earn rewards for product  
reviews and publications.

Submit a publication at [www.novusbio.com/publications](http://www.novusbio.com/publications)

Submit a review at [www.novusbio.com/reviews/destination/NBP2-12488](http://www.novusbio.com/reviews/destination/NBP2-12488)



**NBP2-12488-0.1ml**

Tensin 4/CTEN Antibody (SP83)

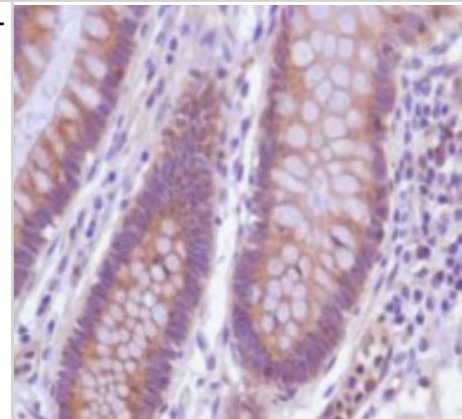
Product Information	
Unit Size	0.1 ml
Concentration	Please see the vial label for concentration. If unlisted please contact technical services.
Storage	Store at 4C. Do not freeze.
Clonality	Monoclonal
Clone	SP83
Preservative	0.1% Sodium Azide
Isotype	IgG
Purity	Protein A purified
Buffer	PBS (pH 7.6) and 1.0% BSA
Target Molecular Weight	80 kDa

Product Description	
Host	Rabbit
Gene ID	84951
Gene Symbol	TNS4
Species	Human
Reactivity Notes	Predicted to cross react with Bovine, Mouse.
Immunogen	Synthetic peptide corresponding to C-terminus of human c-TEN protein.

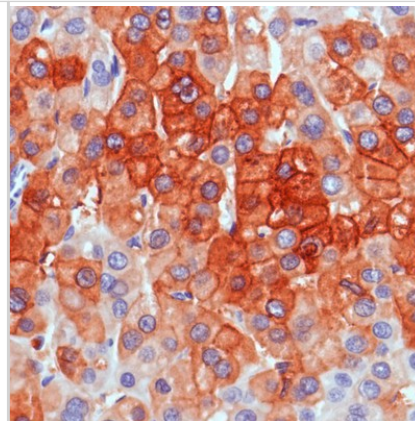
Product Application Details	
Applications	Immunohistochemistry, Immunohistochemistry-Paraffin
Recommended Dilutions	Immunohistochemistry 1:10-1:500, Immunohistochemistry-Paraffin 1:10-1:500

**Images**

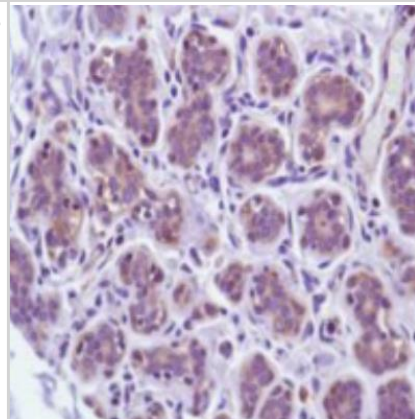
Immunohistochemistry-Paraffin: Tensin 4/CTEN Antibody (SP83) [NBP2-12488] - Human Colon stained with anti-c-TEN antibody.



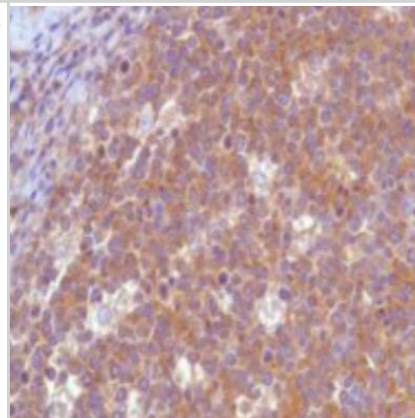
Immunohistochemistry-Paraffin: TNS4 Antibody (SP83) [NBP2-12488]  
Human Liver Carcinoma



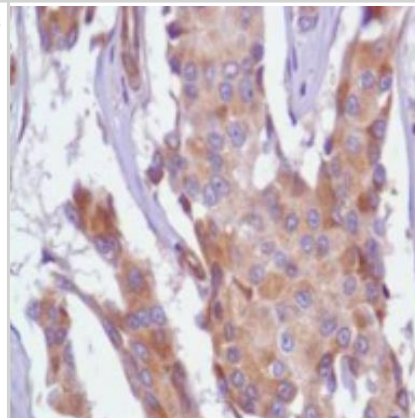
Immunohistochemistry-Paraffin: Tensin 4/CTEN Antibody (SP83) [NBP2-12488] - Human Breast stained with anti-c-TEN antibody.



Immunohistochemistry-Paraffin: Tensin 4/CTEN Antibody (SP83) [NBP2-12488] - Human Tonsil stained with anti-c-TEN antibody.



Immunohistochemistry-Paraffin: Tensin 4/CTEN Antibody (SP83) [NBP2-12488] - Human Breast Ductal Carcinoma stained with anti-c-TEN antibody.





### **Novus Biologicals USA**

10730 E. Briarwood Avenue  
Centennial, CO 80112  
USA

Phone: 303.730.1950  
Toll Free: 1.888.506.6887  
Fax: 303.730.1966  
novus@novusbio.com

### **Novus Biologicals Canada**

461 North Service Road West, Unit B37  
Oakville, ON L6M 2V5  
Canada

Phone: 905.827.6400  
Toll Free: 855.668.8722  
Fax: 905.827.6402  
canada@novusbio.com

### **Novus Biologicals Europe**

19 Barton Lane  
Abingdon Science Park  
Abingdon, OX14 3NB, United Kingdom

Phone: (44) (0) 1235 529449  
Free Phone: 0800 37 34 15  
Fax: (44) (0) 1235 533420  
info@bio-techne.com

### **General Contact Information**

www.novusbio.com  
Technical Support: technical@novusbio.com  
Orders: orders@novusbio.com  
General: novus@novusbio.com

### **Limitations**

This product is for research use only and is not approved for use in humans or in clinical diagnosis. Primary Antibodies are guaranteed for 1 year from date of receipt.

For more information on our 100% guarantee, please visit [www.novusbio.com/guarantee](http://www.novusbio.com/guarantee)

Earn gift cards/discounts by submitting a review: [www.novusbio.com/reviews/submit/NBP2-12488](http://www.novusbio.com/reviews/submit/NBP2-12488)

Earn gift cards/discounts by submitting a publication using this product:  
[www.novusbio.com/publications](http://www.novusbio.com/publications)

