

# Product Datasheet

## ErbB3/Her3 Antibody (SP71)

### NBP2-12480-0.5ml

Unit Size: 0.5 ml

Store at 4C. Do not freeze.

[www.novusbio.com](http://www.novusbio.com)



[technical@novusbio.com](mailto:technical@novusbio.com)

#### Publications: 1

Protocols, Publications, Related Products, Reviews, Research Tools and Images at:  
[www.novusbio.com/NBP2-12480](http://www.novusbio.com/NBP2-12480)

Updated 5/28/2019 v.20.1

Earn rewards for product  
reviews and publications.

Submit a publication at [www.novusbio.com/publications](http://www.novusbio.com/publications)

Submit a review at [www.novusbio.com/reviews/destination/NBP2-12480](http://www.novusbio.com/reviews/destination/NBP2-12480)



**NBP2-12480-0.5ml**

ErbB3/Her3 Antibody (SP71)

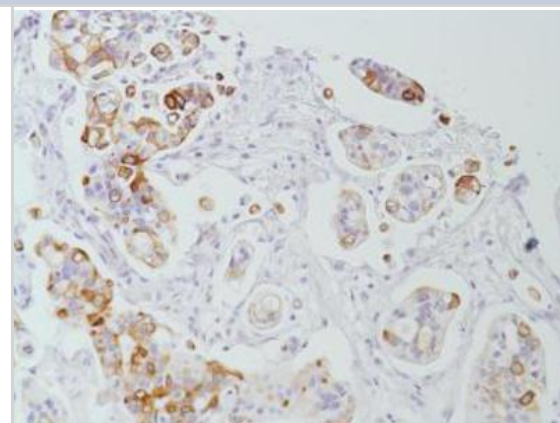
Product Information	
Unit Size	0.5 ml
Concentration	Please see the vial label for concentration. If unlisted please contact technical services.
Storage	Store at 4C. Do not freeze.
Clonality	Monoclonal
Clone	SP71
Preservative	0.1% Sodium Azide
Isotype	IgG
Purity	Protein A purified
Buffer	PBS (pH 7.6) and 1.0% BSA
Target Molecular Weight	185 kDa

Product Description	
Host	Rabbit
Gene ID	2065
Gene Symbol	ERBB3
Species	Human
Reactivity Notes	Predicted cross-reactivity based on sequence identity: Mouse, Rat.
Immunogen	Synthetic peptide corresponding to internal region of human ErbB3 Antibody (SP71).

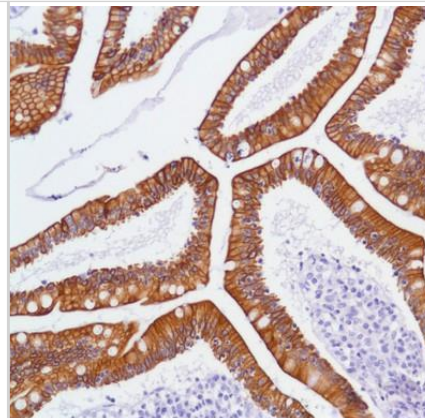
Product Application Details	
Applications	Immunohistochemistry, Immunohistochemistry-Paraffin
Recommended Dilutions	Immunohistochemistry 1:10-1:500, Immunohistochemistry-Paraffin 1:10-1:500

**Images**

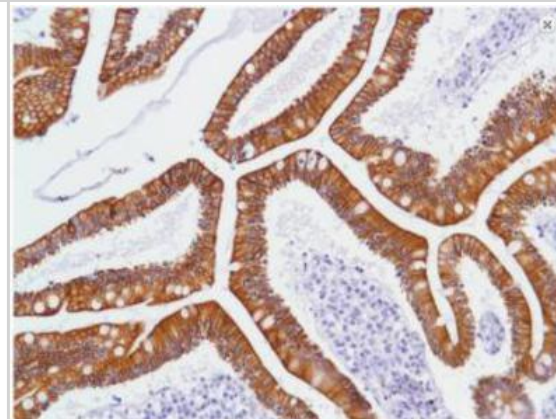
Immunohistochemistry-Paraffin: ErbB3/Her3 Antibody (SP71) [NBP2-12480] - Human Pancreatic Adenocarcinoma stained with anti-c-erbB-3/HER-3 antibody.



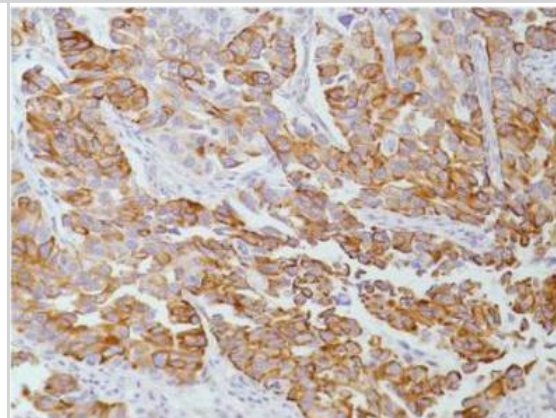
Immunohistochemistry-Paraffin: ErbB3/Her3 Antibody (SP71) [NBP2-12480] - Human Small Intestine



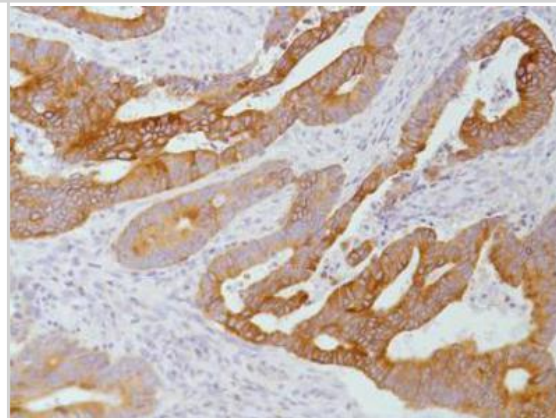
Immunohistochemistry-Paraffin: ErbB3/Her3 Antibody (SP71) [NBP2-12480] - Human Small Intestine stained with anti-c-erbB-3/HER-3 antibody.



Immunohistochemistry-Paraffin: ErbB3/Her3 Antibody (SP71) [NBP2-12480] - Human Bladder Transitional Cell Carcinoma stained with anti-c-erbB-3/HER-3 antibody.



Immunohistochemistry-Paraffin: ErbB3/Her3 Antibody (SP71) [NBP2-12480] - Human Colon Adenocarcinoma stained with anti-c-erbB-3/HER-3 antibody.



## Publications

Hedner C, Borg D, Nodin B et al. Expression and prognostic significance of human epidermal growth factor receptors 1, 2 and 3 in oesophageal and gastric adenocarcinomas preneoadjuvant and postneoadjuvant treatment J. Clin. Pathol. 2017 Nov 14 [PMID: 29138285] (IHC, Human)



### **Novus Biologicals USA**

10730 E. Briarwood Avenue  
Centennial, CO 80112  
USA

Phone: 303.730.1950  
Toll Free: 1.888.506.6887  
Fax: 303.730.1966  
novus@novusbio.com

### **Novus Biologicals Canada**

461 North Service Road West, Unit B37  
Oakville, ON L6M 2V5  
Canada

Phone: 905.827.6400  
Toll Free: 855.668.8722  
Fax: 905.827.6402  
canada@novusbio.com

### **Novus Biologicals Europe**

19 Barton Lane  
Abingdon Science Park  
Abingdon, OX14 3NB, United Kingdom

Phone: (44) (0) 1235 529449  
Free Phone: 0800 37 34 15  
Fax: (44) (0) 1235 533420  
info@bio-techne.com

### **General Contact Information**

www.novusbio.com  
Technical Support: technical@novusbio.com  
Orders: orders@novusbio.com  
General: novus@novusbio.com

### **Limitations**

This product is for research use only and is not approved for use in humans or in clinical diagnosis. Primary Antibodies are guaranteed for 1 year from date of receipt.

For more information on our 100% guarantee, please visit [www.novusbio.com/guarantee](http://www.novusbio.com/guarantee)

Earn gift cards/discounts by submitting a review: [www.novusbio.com/reviews/submit/NBP2-12480](http://www.novusbio.com/reviews/submit/NBP2-12480)

Earn gift cards/discounts by submitting a publication using this product:  
[www.novusbio.com/publications](http://www.novusbio.com/publications)

