

Product Datasheet

Replication Termination Factor 2 Antibody (OTI1E8) NBP2-03584

Unit Size: 0.1 ml

Store at -20C. Avoid freeze-thaw cycles.

www.novusbio.com



technical@novusbio.com

Protocols, Publications, Related Products, Reviews, Research Tools and Images at:
www.novusbio.com/NBP2-03584

Updated 10/23/2024 v.20.1

Earn rewards for product
reviews and publications.

Submit a publication at www.novusbio.com/publications

Submit a review at www.novusbio.com/reviews/destination/NBP2-03584



NBP2-03584**Replication Termination Factor 2 Antibody (OT1E8)**

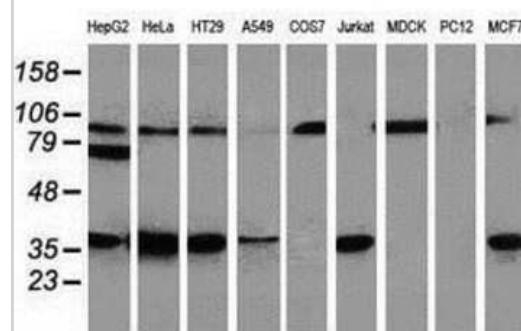
Product Information	
Unit Size	0.1 ml
Concentration	0.58 mg/ml
Storage	Store at -20C. Avoid freeze-thaw cycles.
Clonality	Monoclonal
Clone	OT1E8
Preservative	0.02% Sodium Azide
Isotype	IgG2b
Purity	Immunogen affinity purified
Buffer	PBS (pH 7.3), 1.0% BSA and 50% Glycerol
Target Molecular Weight	33.7 kDa

Product Description	
Host	Mouse
Gene ID	51507
Gene Symbol	RTF2
Species	Human
Immunogen	Full length human recombinant protein of human C20orf43 (NP_057491) produced in HEK293T cell.

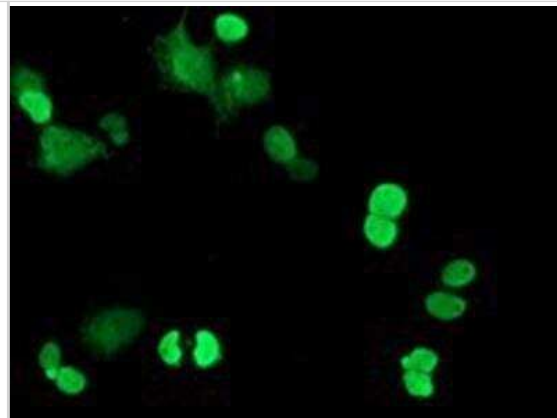
Product Application Details	
Applications	Western Blot, Flow Cytometry, Immunocytochemistry/ Immunofluorescence, Immunohistochemistry, Immunohistochemistry-Paraffin
Recommended Dilutions	Western Blot 1:1000-2000, Flow Cytometry 1:100, Immunohistochemistry 1:150, Immunocytochemistry/ Immunofluorescence 1:100, Immunohistochemistry-Paraffin 1:150

Images

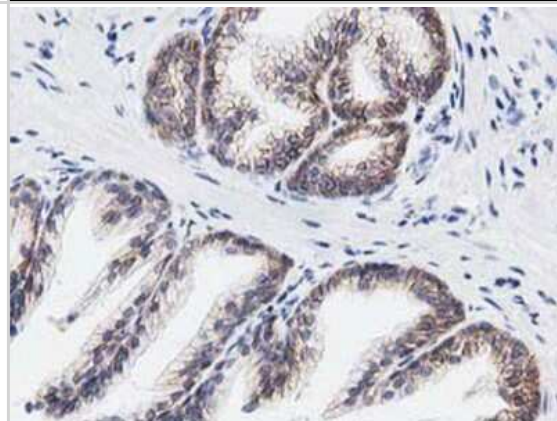
Western Blot: C20orf43 Antibody (1E8) [NBP2-03584] Analysis of extracts (35ug) from 9 different cell lines by using anti-C20orf43 monoclonal antibody.



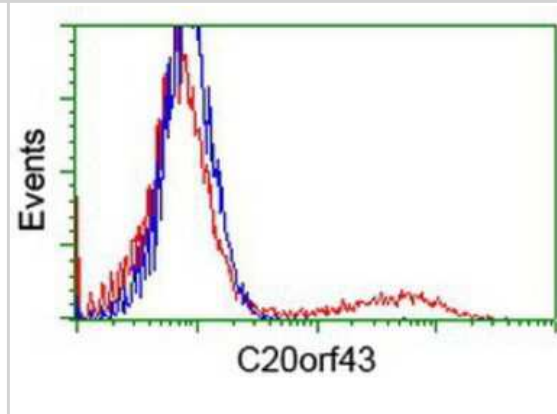
Immunocytochemistry/Immunofluorescence: C20orf43 Antibody (1E8) [NBP2-03584] - Staining of COS7 cells transiently transfected by pCMV6-ENTRY C20orf43.



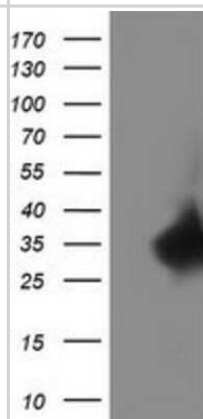
Immunohistochemistry-Paraffin: C20orf43 Antibody (1E8) [NBP2-03584] - Staining of paraffin-embedded Human prostate tissue using anti-C20orf43 mouse monoclonal antibody.



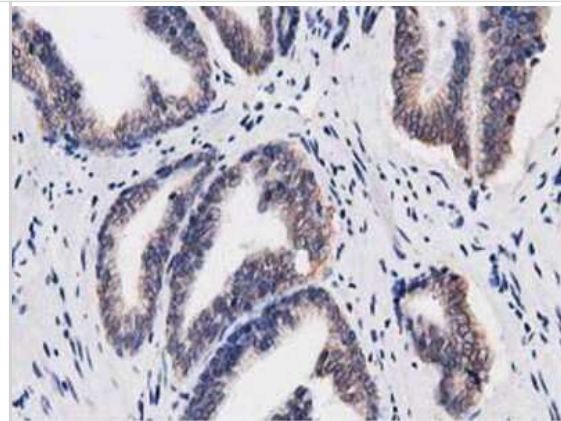
Flow Cytometry: C20orf43 Antibody (1E8) [NBP2-03584] - HEK293T cells transfected with either overexpression plasmid (Red) or empty vector control plasmid (Blue) were immunostained by anti-C20orf43 antibody, and then analyzed by flow cytometry.



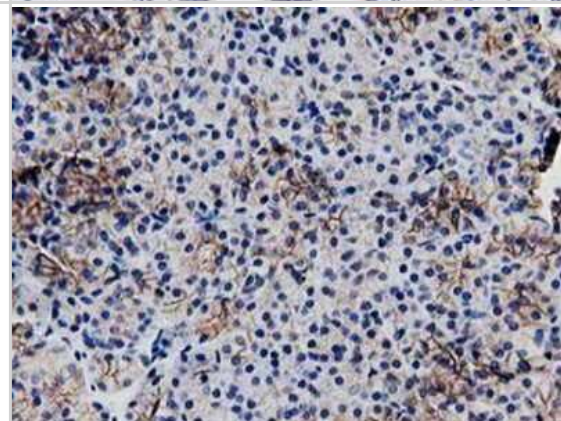
Western Blot: C20orf43 Antibody (1E8) [NBP2-03584] - HEK293T cells were transfected with the pCMV6-ENTRY control (Left lane) or pCMV6-ENTRY C20orf43 (Right lane) cDNA for 48 hrs and lysed. Equivalent amounts of cell lysates (5 ug per lane) were separated by SDS-PAGE and immunoblotted with anti-C20orf43.



Immunohistochemistry-Paraffin: C20orf43 Antibody (1E8) [NBP2-03584]
- Staining of paraffin-embedded Carcinoma of Human prostate tissue
using anti-C20orf43 mouse monoclonal antibody.



Immunohistochemistry-Paraffin: C20orf43 Antibody (1E8) [NBP2-03584]
- Staining of paraffin-embedded Human pancreas tissue using anti-
C20orf43 mouse monoclonal antibody.





Novus Biologicals USA

10730 E. Briarwood Avenue
Centennial, CO 80112
USA
Phone: 303.730.1950
Toll Free: 1.888.506.6887
Fax: 303.730.1966
nb-customerservice@bio-techne.com

Bio-Techne Canada

21 Canmotor Ave
Toronto, ON M8Z 4E6
Canada
Phone: 905.827.6400
Toll Free: 855.668.8722
Fax: 905.827.6402
canada.inquires@bio-techne.com

Bio-Techne Ltd

19 Barton Lane
Abingdon Science Park
Abingdon, OX14 3NB, United Kingdom
Phone: (44) (0) 1235 529449
Free Phone: 0800 37 34 15
Fax: (44) (0) 1235 533420
info.EMEA@bio-techne.com

General Contact Information

www.novusbio.com
Technical Support: nb-technical@bio-techne.com
Orders: nb-customerservice@bio-techne.com
General: novus@novusbio.com

Products Related to NBP2-03584

HAF007	Goat anti-Mouse IgG Secondary Antibody [HRP]
NB720-B	Rabbit anti-Mouse IgG (H+L) Secondary Antibody [Biotin]
NBP2-27231	Mouse IgG2b Isotype Control (MPC-11)
NBP2-30645PEP	Replication Termination Factor 2 Recombinant Protein Antigen

Limitations

This product is for research use only and is not approved for use in humans or in clinical diagnosis. Primary Antibodies are guaranteed for 1 year from date of receipt.

For more information on our 100% guarantee, please visit www.novusbio.com/guarantee

Earn gift cards/discounts by submitting a review: www.novusbio.com/reviews/submit/NBP2-03584

Earn gift cards/discounts by submitting a publication using this product:
www.novusbio.com/publications

