

Product Datasheet

Isopeptidase T/USP5 Antibody (OTI2E3) NBP2-02648

Unit Size: 0.1 ml

Store at -20C. Avoid freeze-thaw cycles.

www.novusbio.com



technical@novusbio.com

Protocols, Publications, Related Products, Reviews, Research Tools and Images at:
www.novusbio.com/NBP2-02648

Updated 10/23/2024 v.20.1

Earn rewards for product
reviews and publications.

Submit a publication at www.novusbio.com/publications

Submit a review at www.novusbio.com/reviews/destination/NBP2-02648



NBP2-02648

Isopeptidase T/USP5 Antibody (OTI2E3)

Product Information

Unit Size	0.1 ml
Concentration	0.45 mg/ml
Storage	Store at -20C. Avoid freeze-thaw cycles.
Clonality	Monoclonal
Clone	OTI2E3
Preservative	0.02% Sodium Azide
Isotype	IgG2a
Purity	Immunogen affinity purified
Buffer	PBS (pH 7.3), 1.0% BSA and 50% Glycerol
Target Molecular Weight	93.1 kDa

Product Description

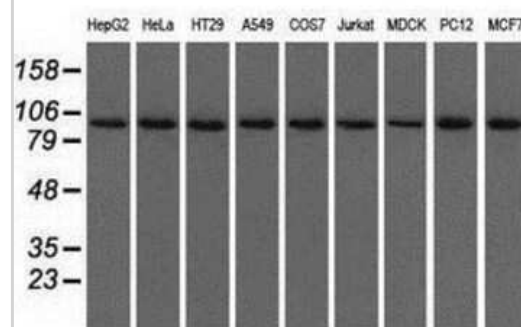
Host	Mouse
Gene ID	8078
Gene Symbol	USP5
Species	Human, Mouse, Rat, Canine, Monkey
Reactivity Notes	Please note that this antibody is reactive to Mouse and derived from the same host, Mouse. Mouse-On-Mouse blocking reagent may be needed for IHC and ICC experiments to reduce high background signal. You can find these reagents under catalog numbers PK-2200-NB and MP-2400-NB. Please contact Technical Support if you have any questions.
Immunogen	Full length human recombinant protein of human USP5 (NP_003472) produced in HEK293T cell.

Product Application Details

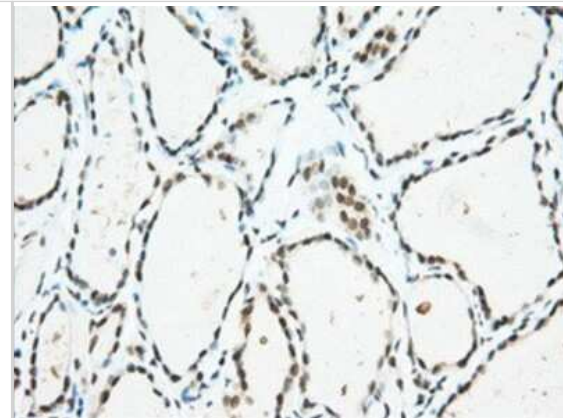
Applications	Western Blot, Immunohistochemistry, Immunohistochemistry-Paraffin
Recommended Dilutions	Western Blot 1:1000-2000, Immunohistochemistry 1:50, Immunohistochemistry-Paraffin 1:50

Images


Western Blot: USP5 Antibody (2E3) [NBP2-02648] Analysis of extracts (35ug) from 9 different cell lines by using anti-USP5 monoclonal antibody.



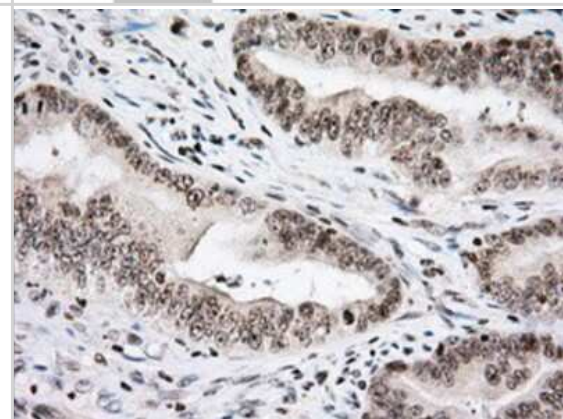
Immunohistochemistry-Paraffin: USP5 Antibody (2E3) [NBP2-02648] - Staining of paraffin-embedded Human thyroid tissue using anti-USP5 mouse monoclonal antibody.



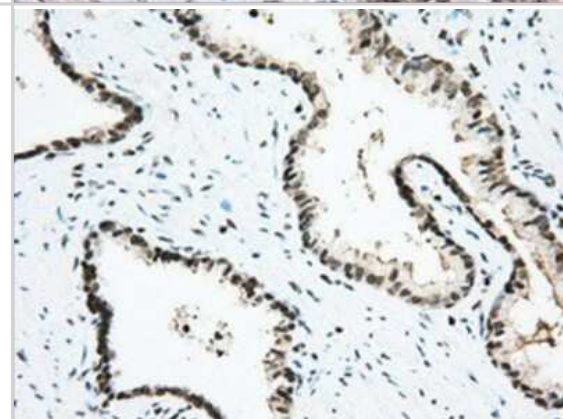
Western Blot: USP5 Antibody (2E3) [NBP2-02648] - HEK293T cells were transfected with the pCMV6-ENTRY control (Left lane) or pCMV6-ENTRY USP5 (Right lane) cDNA for 48 hrs and lysed. Equivalent amounts of cell lysates (5 ug per lane) were separated by SDS-PAGE and immunoblotted with anti-USP5.



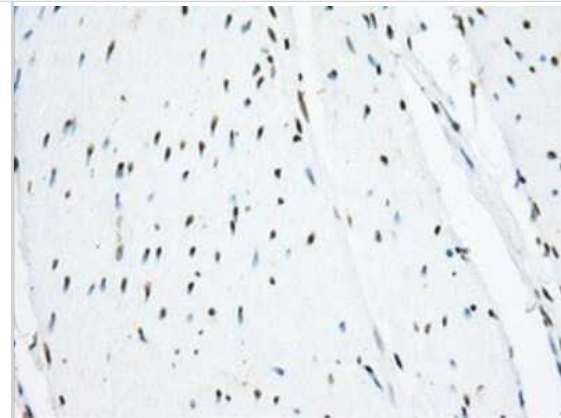
Immunohistochemistry-Paraffin: USP5 Antibody (2E3) [NBP2-02648] - Staining of paraffin-embedded Adenocarcinoma of Human colon tissue using anti-USP5 mouse monoclonal antibody.



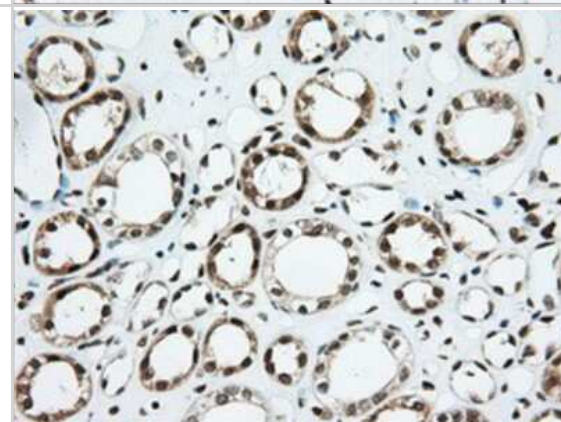
Immunohistochemistry-Paraffin: USP5 Antibody (2E3) [NBP2-02648] - Staining of paraffin-embedded Carcinoma of Human prostate tissue using anti-USP5 mouse monoclonal antibody.



Immunohistochemistry-Paraffin: USP5 Antibody (2E3) [NBP2-02648] - Staining of paraffin-embedded Human colon tissue using anti-USP5 mouse monoclonal antibody.



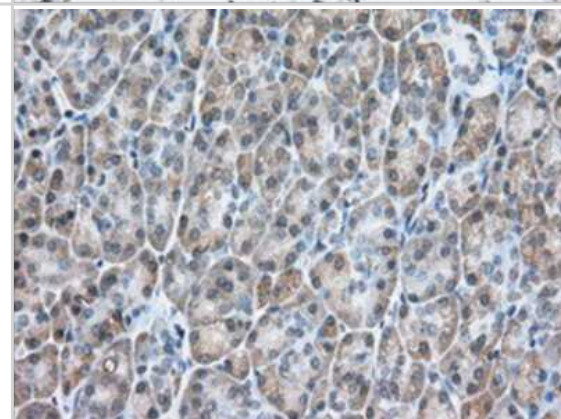
Immunohistochemistry-Paraffin: USP5 Antibody (2E3) [NBP2-02648] - Staining of paraffin-embedded Human Kidney tissue using anti-USP5 mouse monoclonal antibody.



Immunohistochemistry-Paraffin: USP5 Antibody (2E3) [NBP2-02648] - Staining of paraffin-embedded Human lung tissue using anti-USP5 mouse monoclonal antibody.



Immunohistochemistry-Paraffin: USP5 Antibody (2E3) [NBP2-02648] - Staining of paraffin-embedded Human pancreas tissue using anti-USP5 mouse monoclonal antibody.





Novus Biologicals USA

10730 E. Briarwood Avenue
Centennial, CO 80112
USA
Phone: 303.730.1950
Toll Free: 1.888.506.6887
Fax: 303.730.1966
nb-customerservice@bio-techne.com

Bio-Techne Canada

21 Canmotor Ave
Toronto, ON M8Z 4E6
Canada
Phone: 905.827.6400
Toll Free: 855.668.8722
Fax: 905.827.6402
canada.inquires@bio-techne.com

Bio-Techne Ltd

19 Barton Lane
Abingdon Science Park
Abingdon, OX14 3NB, United Kingdom
Phone: (44) (0) 1235 529449
Free Phone: 0800 37 34 15
Fax: (44) (0) 1235 533420
info.EMEA@bio-techne.com

General Contact Information

www.novusbio.com
Technical Support: nb-technical@bio-techne.com
Orders: nb-customerservice@bio-techne.com
General: novus@novusbio.com

Products Related to NBP2-02648

HAF007	Goat anti-Mouse IgG Secondary Antibody [HRP]
NB720-B	Rabbit anti-Mouse IgG (H+L) Secondary Antibody [Biotin]
NBP1-96778	Mouse IgG2a Isotype Control (M2A)
NBP1-83089PEP	Isopeptidase T/USP5 Recombinant Protein Antigen

Limitations

This product is for research use only and is not approved for use in humans or in clinical diagnosis. Primary Antibodies are guaranteed for 1 year from date of receipt.

For more information on our 100% guarantee, please visit www.novusbio.com/guarantee

Earn gift cards/discounts by submitting a review: www.novusbio.com/reviews/submit/NBP2-02648

Earn gift cards/discounts by submitting a publication using this product:
www.novusbio.com/publications

