

Product Datasheet

HuR/ELAVL1 Antibody (OTI14F4) NBP2-02287

Unit Size: 0.1 ml

Store at -20C. Avoid freeze-thaw cycles.

www.novusbio.com



technical@novusbio.com

Protocols, Publications, Related Products, Reviews, Research Tools and Images at:
www.novusbio.com/NBP2-02287

Updated 10/23/2024 v.20.1

Earn rewards for product
reviews and publications.

Submit a publication at www.novusbio.com/publications

Submit a review at www.novusbio.com/reviews/destination/NBP2-02287



NBP2-02287

HuR/ELAVL1 Antibody (OTI14F4)

Product Information

Unit Size	0.1 ml
Concentration	0.78 mg/ml
Storage	Store at -20C. Avoid freeze-thaw cycles.
Clonality	Monoclonal
Clone	OTI14F4
Preservative	0.02% Sodium Azide
Isotype	IgG1
Purity	Immunogen affinity purified
Buffer	PBS (pH 7.3), 1.0% BSA and 50% Glycerol
Target Molecular Weight	36.1 kDa

Product Description

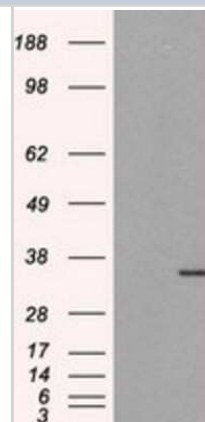
Host	Mouse
Gene ID	1994
Gene Symbol	ELAVL1
Species	Human, Mouse, Rat
Reactivity Notes	Please note that this antibody is reactive to Mouse and derived from the same host, Mouse. Mouse-On-Mouse blocking reagent may be needed for IHC and ICC experiments to reduce high background signal. You can find these reagents under catalog numbers PK-2200-NB and MP-2400-NB. Please contact Technical Support if you have any questions.
Immunogen	Full length human recombinant protein of human ELAVL1(NP_001410) produced in HEK293T cell.

Product Application Details

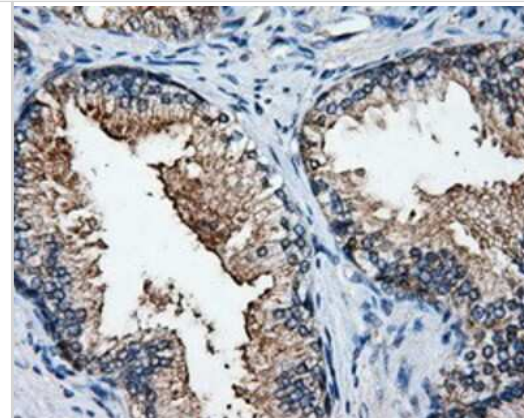
Applications	Western Blot, Immunohistochemistry, Immunohistochemistry-Paraffin
Recommended Dilutions	Western Blot 1:1000, Immunohistochemistry 1:50, Immunohistochemistry-Paraffin 1:50

Images

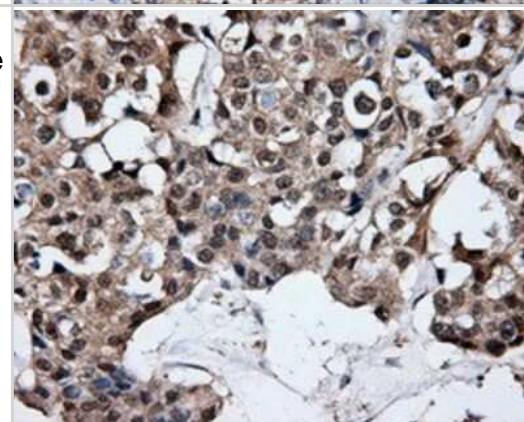
Western Blot: HuR/ELAVL1 Antibody (14F4) [NBP2-02287] - HEK293T cells were transfected with the pCMV6-ENTRY control (Left lane) or pCMV6-ENTRY HuR/ELAVL1 (Right lane) cDNA for 48 hrs and lysed. Equivalent amounts of cell lysates (5 ug per lane) were separated by SDS-PAGE and immunoblotted with anti-HuR/ELAVL1.



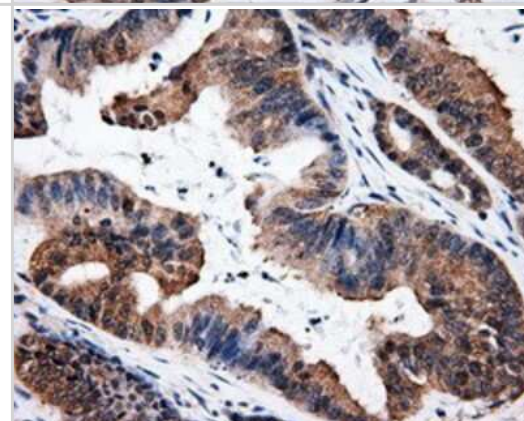
Immunohistochemistry-Paraffin: HuR/ELAVL1 Antibody (14F4) [NBP2-02287] Staining of paraffin-embedded prostate tissue using anti-HuR/ELAVL1 mouse monoclonal antibody.



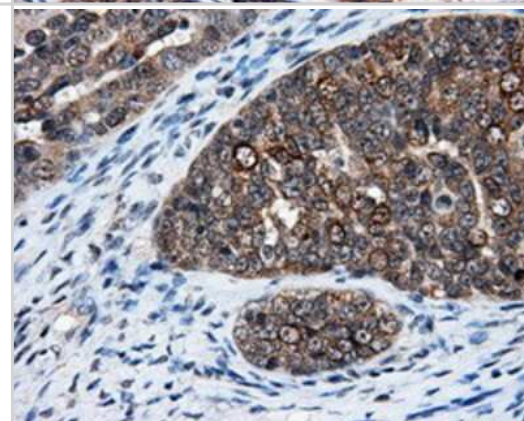
Immunohistochemistry-Paraffin: HuR/ELAVL1 Antibody (14F4) [NBP2-02287] - Staining of paraffin-embedded Adenocarcinoma of breast tissue using anti-HuR/ELAVL1 mouse monoclonal antibody.



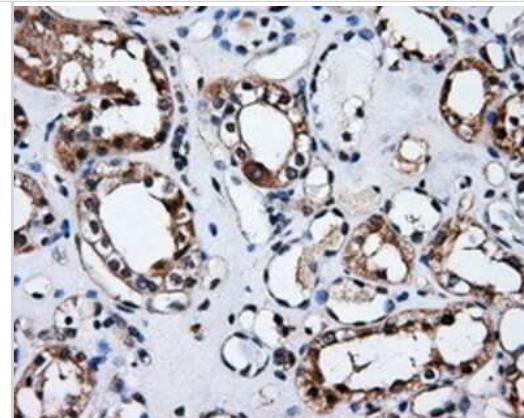
Immunohistochemistry-Paraffin: HuR/ELAVL1 Antibody (14F4) [NBP2-02287] - Staining of paraffin-embedded Adenocarcinoma of colon tissue using anti-HuR/ELAVL1 mouse monoclonal antibody.



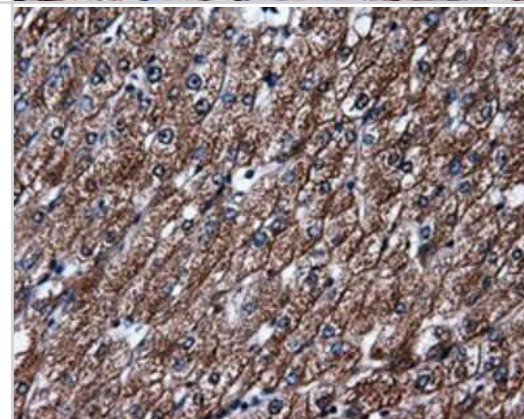
Immunohistochemistry-Paraffin: HuR/ELAVL1 Antibody (14F4) [NBP2-02287] - Staining of paraffin-embedded Adenocarcinoma of ovary tissue using anti-HuR/ELAVL1 mouse monoclonal antibody.



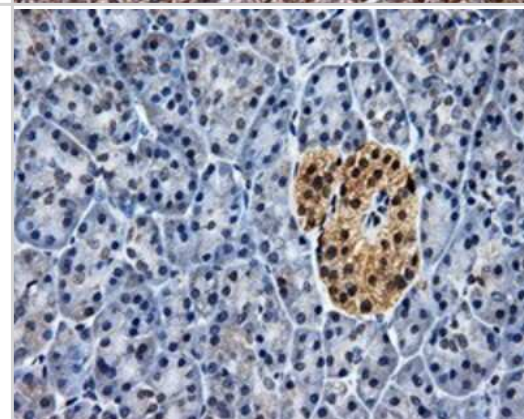
Immunohistochemistry-Paraffin: HuR/ELAVL1 Antibody (14F4) [NBP2-02287] - Staining of paraffin-embedded Kidney tissue using anti-HuR/ELAVL1 mouse monoclonal antibody.



Immunohistochemistry-Paraffin: HuR/ELAVL1 Antibody (14F4) [NBP2-02287] - Staining of paraffin-embedded liver tissue using anti-HuR/ELAVL1 mouse monoclonal antibody.



Immunohistochemistry-Paraffin: HuR/ELAVL1 Antibody (14F4) [NBP2-02287] - Staining of paraffin-embedded pancreas tissue using anti-HuR/ELAVL1 mouse monoclonal antibody.



**Novus Biologicals USA**

10730 E. Briarwood Avenue
Centennial, CO 80112
USA
Phone: 303.730.1950
Toll Free: 1.888.506.6887
Fax: 303.730.1966
nb-customerservice@bio-techne.com

Bio-Techne Canada

21 Canmotor Ave
Toronto, ON M8Z 4E6
Canada
Phone: 905.827.6400
Toll Free: 855.668.8722
Fax: 905.827.6402
canada.inquires@bio-techne.com

Bio-Techne Ltd

19 Barton Lane
Abingdon Science Park
Abingdon, OX14 3NB, United Kingdom
Phone: (44) (0) 1235 529449
Free Phone: 0800 37 34 15
Fax: (44) (0) 1235 533420
info.EMEA@bio-techne.com

General Contact Information

www.novusbio.com
Technical Support: nb-technical@bio-techne.com
Orders: nb-customerservice@bio-techne.com
General: novus@novusbio.com

Products Related to NBP2-02287

HAF007	Goat anti-Mouse IgG Secondary Antibody [HRP]
NB720-B	Rabbit anti-Mouse IgG (H+L) Secondary Antibody [Biotin]
NBP1-97005-0.5mg	Mouse IgG1 Isotype Control (MG1)
H00001994-P01-2ug	Recombinant Human HuR/ELAVL1 GST (N-Term) Protein

Limitations

This product is for research use only and is not approved for use in humans or in clinical diagnosis. Primary Antibodies are guaranteed for 1 year from date of receipt.

For more information on our 100% guarantee, please visit www.novusbio.com/guarantee

Earn gift cards/discounts by submitting a review: www.novusbio.com/reviews/submit/NBP2-02287

Earn gift cards/discounts by submitting a publication using this product:
www.novusbio.com/publications

