

# Product Datasheet

## ATPB Antibody (OTI6B11)

### NBP2-02266

Unit Size: 0.1 ml

Store at -20C. Avoid freeze-thaw cycles.

[www.novusbio.com](http://www.novusbio.com)



[technical@novusbio.com](mailto:technical@novusbio.com)

Protocols, Publications, Related Products, Reviews, Research Tools and Images at:  
[www.novusbio.com/NBP2-02266](http://www.novusbio.com/NBP2-02266)

Updated 5/28/2019 v.20.1

Earn rewards for product  
reviews and publications.

Submit a publication at [www.novusbio.com/publications](http://www.novusbio.com/publications)

Submit a review at [www.novusbio.com/reviews/destination/NBP2-02266](http://www.novusbio.com/reviews/destination/NBP2-02266)



**NBP2-02266**

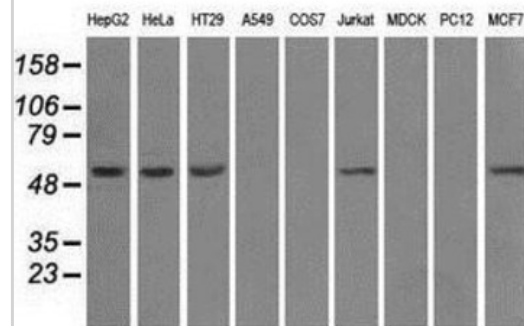
ATPB Antibody (OTI6B11)

| <b>Product Information</b>         |   |
|------------------------------------|---|
| <b>Unit Size</b>                   | 0.1 ml  |
| <b>Concentration</b>               | Please see the vial label for concentration. If unlisted please contact technical services. |
| <b>Storage</b>                     | Store at -20C. Avoid freeze-thaw cycles.  |
| <b>Clonality</b>                   | Monoclonal  |
| <b>Clone</b>                       | OTI6B11   |
| <b>Preservative</b>                | 0.02% Sodium Azide  |
| <b>Isotype</b>                     | IgG1  |
| <b>Purity</b>                      | Immunogen affinity purified   |
| <b>Buffer</b>                      | PBS (pH 7.3), 1.0% BSA and 50% Glycerol   |
| <b>Target Molecular Weight</b>     | 56.6 kDa  |
| <b>Product Description</b>         |   |
| <b>Host</b>                        | Mouse   |
| <b>Gene ID</b>                     | 506   |
| <b>Gene Symbol</b>                 | ATP5F1B   |
| <b>Species</b>                     | Human   |
| <b>Reactivity Notes</b>            | Human   |
| <b>Immunogen</b>                   | Full length recombinant protein of human ATPB (NP_001677) produced in HEK293T cells.        |
| <b>Product Application Details</b> |   |
| <b>Applications</b>                | Western Blot, Immunohistochemistry, Immunohistochemistry-Paraffin                           |
| <b>Recommended Dilutions</b>       | Western Blot 1:2000, Immunohistochemistry 1:10-1:500, Immunohistochemistry-Paraffin 1:50    |

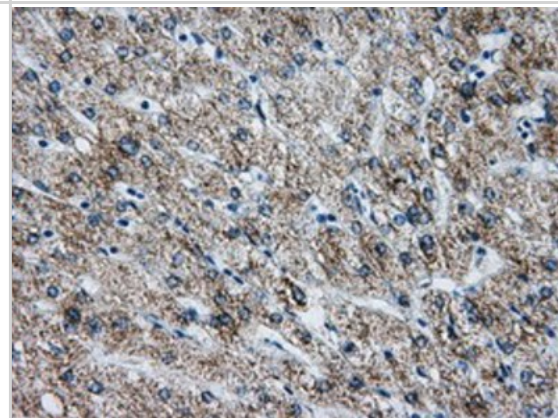


## Images

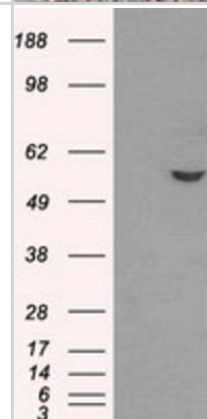
Western Blot: ATPB Antibody (6B11) [NBP2-02266] Analysis of extracts (35ug) from 9 different cell lines by using anti-ATPB monoclonal antibody.



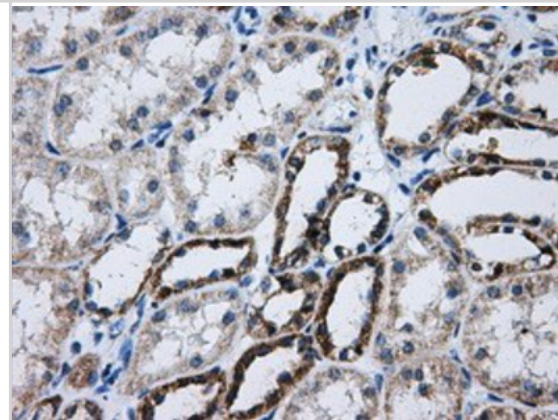
Immunohistochemistry-Paraffin: ATPB Antibody (6B11) [NBP2-02266] - Staining of paraffin-embedded liver tissue using anti-ATPB mouse monoclonal antibody.



Western Blot: ATPB Antibody (6B11) [NBP2-02266] - HEK293T cells were transfected with the pCMV6-ENTRY control (Left lane) or pCMV6-ENTRY ATPB(Right lane) cDNA for 48 hrs and lysed. Equivalent amounts of cell lysates (5 ug per lane) were separated by SDS-PAGE and immunoblotted with anti-ATPB.



Immunohistochemistry-Paraffin: ATPB Antibody (6B11) [NBP2-02266] - Staining of paraffin-embedded Kidney tissue using anti-ATPB mouse monoclonal antibody.





### **Novus Biologicals USA**

10730 E. Briarwood Avenue  
Centennial, CO 80112  
USA

Phone: 303.730.1950  
Toll Free: 1.888.506.6887  
Fax: 303.730.1966  
novus@novusbio.com

### **Novus Biologicals Canada**

461 North Service Road West, Unit B37  
Oakville, ON L6M 2V5  
Canada

Phone: 905.827.6400  
Toll Free: 855.668.8722  
Fax: 905.827.6402  
canada@novusbio.com

### **Novus Biologicals Europe**

19 Barton Lane  
Abingdon Science Park  
Abingdon, OX14 3NB, United Kingdom

Phone: (44) (0) 1235 529449  
Free Phone: 0800 37 34 15  
Fax: (44) (0) 1235 533420  
info@bio-techne.com

### **General Contact Information**

www.novusbio.com  
Technical Support: technical@novusbio.com  
Orders: orders@novusbio.com  
General: novus@novusbio.com

### **Limitations**

This product is for research use only and is not approved for use in humans or in clinical diagnosis. Primary Antibodies are guaranteed for 1 year from date of receipt.

For more information on our 100% guarantee, please visit [www.novusbio.com/guarantee](http://www.novusbio.com/guarantee)

Earn gift cards/discounts by submitting a review: [www.novusbio.com/reviews/submit/NBP2-02266](http://www.novusbio.com/reviews/submit/NBP2-02266)

Earn gift cards/discounts by submitting a publication using this product:  
[www.novusbio.com/publications](http://www.novusbio.com/publications)

