

Product Datasheet

AKT1 Antibody (OTI2B9) NBP2-01730

Unit Size: 0.1 ml

Store at -20C. Avoid freeze-thaw cycles.

www.novusbio.com



technical@novusbio.com

Protocols, Publications, Related Products, Reviews, Research Tools and Images at:
www.novusbio.com/NBP2-01730

Updated 10/9/2019 v.20.1

Earn rewards for product
reviews and publications.

Submit a publication at www.novusbio.com/publications

Submit a review at www.novusbio.com/reviews/destination/NBP2-01730



NBP2-01730

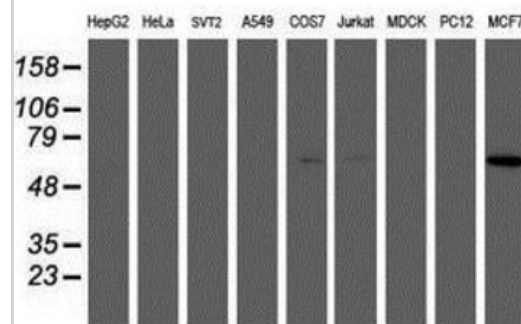
AKT1 Antibody (OTI2B9)

Product Information	
Unit Size	0.1 ml
Concentration	Please see the vial label for concentration. If unlisted please contact technical services.
Storage	Store at -20C. Avoid freeze-thaw cycles.
Clonality	Monoclonal
Clone	OTI2B9
Preservative	0.02% Sodium Azide
Isotype	IgG2a
Purity	Immunogen affinity purified
Buffer	PBS (pH 7.3), 1.0% BSA and 50% Glycerol
Target Molecular Weight	55.7 kDa
Product Description	
Host	Mouse
Gene ID	207
Gene Symbol	AKT1
Species	Human
Reactivity Notes	Human
Immunogen	Full length recombinant protein of human AKT1 (NP_005154) produced in HEK293T cells.
Product Application Details	
Applications	Western Blot, Immunocytochemistry/Immunofluorescence
Recommended Dilutions	Western Blot 1:500-2000, Immunocytochemistry/Immunofluorescence 1:100

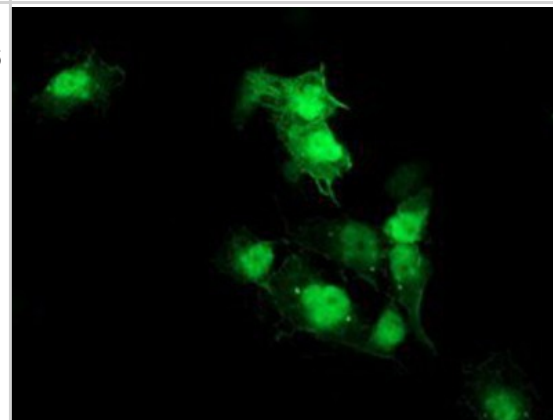


Images


Western Blot: AKT1 Antibody (2B9) [NBP2-01730] Analysis of extracts (35ug) from 9 different cell lines by using anti-AKT1 monoclonal antibody.



Immunocytochemistry/Immunofluorescence: AKT1 Antibody (2B9) [NBP2-01730] - Staining of COS7 cells transiently transfected by pCMV6-ENTRY AKT1.



Western Blot: AKT1 Antibody (2B9) [NBP2-01730] - HEK293T cells were transfected with the pCMV6-ENTRY control (Left lane) or pCMV6-ENTRY AKT1 (Right lane) cDNA for 48 hrs and lysed. Equivalent amounts of cell lysates (5 ug per lane) were separated by SDS-PAGE and immunoblotted with anti-AKT1.





Novus Biologicals USA

10730 E. Briarwood Avenue
Centennial, CO 80112
USA

Phone: 303.730.1950
Toll Free: 1.888.506.6887
Fax: 303.730.1966
novus@novusbio.com

Novus Biologicals Canada

461 North Service Road West, Unit B37
Oakville, ON L6M 2V5
Canada

Phone: 905.827.6400
Toll Free: 855.668.8722
Fax: 905.827.6402
canada@novusbio.com

Novus Biologicals Europe

19 Barton Lane
Abingdon Science Park
Abingdon, OX14 3NB, United Kingdom
Phone: (44) (0) 1235 529449
Free Phone: 0800 37 34 15
Fax: (44) (0) 1235 533420
info@bio-techne.com

General Contact Information

www.novusbio.com
Technical Support: technical@novusbio.com
Orders: orders@novusbio.com
General: novus@novusbio.com

Limitations

This product is for research use only and is not approved for use in humans or in clinical diagnosis. Primary Antibodies are guaranteed for 1 year from date of receipt.

For more information on our 100% guarantee, please visit www.novusbio.com/guarantee

Earn gift cards/discounts by submitting a review: www.novusbio.com/reviews/submit/NBP2-01730

Earn gift cards/discounts by submitting a publication using this product:
www.novusbio.com/publications

