

# Product Datasheet

## RGS16 Antibody (OTI1F3) NBP2-01547

Unit Size: 0.1 ml

Store at -20C. Avoid freeze-thaw cycles.

[www.novusbio.com](http://www.novusbio.com)



[technical@novusbio.com](mailto:technical@novusbio.com)

Protocols, Publications, Related Products, Reviews, Research Tools and Images at:  
[www.novusbio.com/NBP2-01547](http://www.novusbio.com/NBP2-01547)

Updated 9/6/2018 v.20.1

Earn rewards for product  
reviews and publications.

Submit a publication at [www.novusbio.com/publications](http://www.novusbio.com/publications)

Submit a review at [www.novusbio.com/reviews/destination/NBP2-01547](http://www.novusbio.com/reviews/destination/NBP2-01547)



**NBP2-01547**

RGS16 Antibody (OTI1F3)

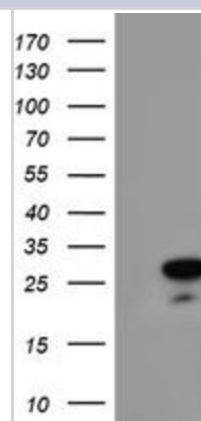
Product Information	
Unit Size	0.1 ml
Concentration	Please see the vial label for concentration. If unlisted please contact technical services.
Storage	Store at -20C. Avoid freeze-thaw cycles.
Clonality	Monoclonal
Clone	OTI1F3
Preservative	0.02% Sodium Azide
Isotype	IgG1
Purity	Immunogen affinity purified
Buffer	PBS (pH 7.3), 1.0% BSA and 50% Glycerol
Target Molecular Weight	22.6 kDa

Product Description	
Host	Mouse
Gene ID	6004
Gene Symbol	RGS16
Species	Human
Reactivity Notes	Human
Immunogen	Full length recombinant protein of human RGS16 (NP_002919) produced in HEK293T cells.

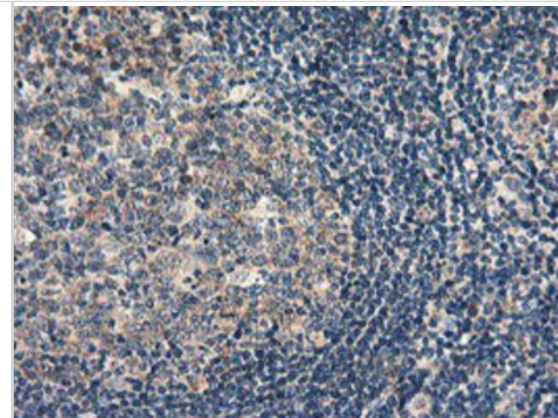
Product Application Details	
Applications	Western Blot, Immunohistochemistry, Immunohistochemistry-Paraffin
Recommended Dilutions	Western Blot 1:2000, Immunohistochemistry 1:10-1:500, Immunohistochemistry-Paraffin 1:150

**Images**

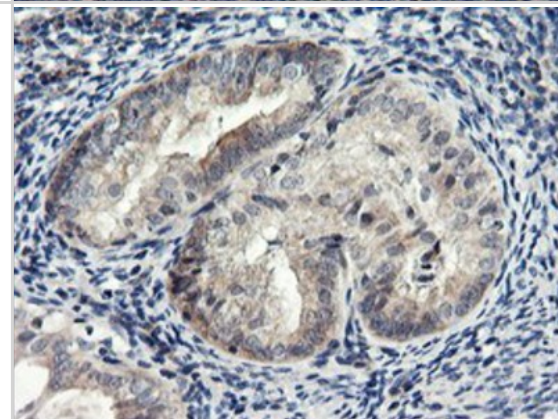
Western Blot: RGS16 Antibody (1F3) [NBP2-01547] - HEK293T cells were transfected with the pCMV6-ENTRY control (Left lane) or pCMV6-ENTRY RGS16 (Right lane) cDNA for 48 hrs and lysed. Equivalent amounts of cell lysates (5 ug per lane) were separated by SDS-PAGE and immunoblotted with anti-RGS16.



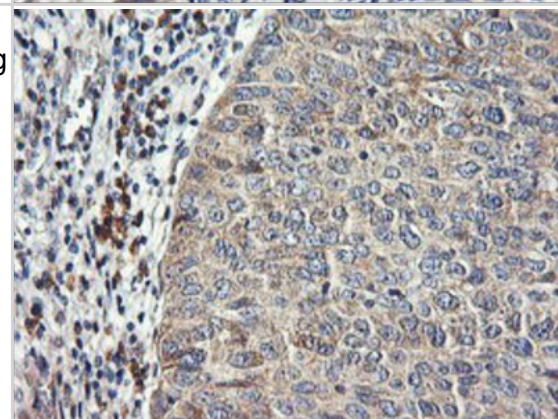
Immunohistochemistry-Paraffin: RGS16 Antibody (1F3) [NBP2-01547]  
Staining of paraffin-embedded Human tonsil using anti-RGS16 mouse monoclonal antibody.



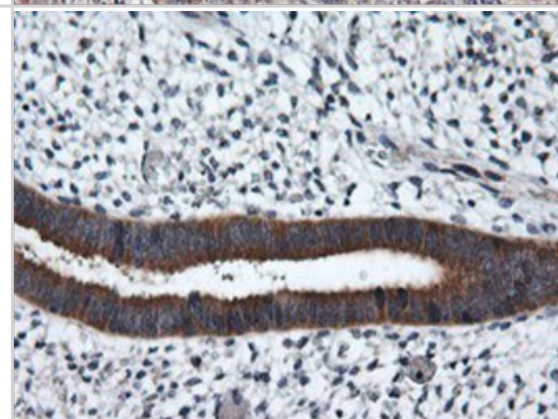
Immunohistochemistry-Paraffin: RGS16 Antibody (1F3) [NBP2-01547] -  
Staining of paraffin-embedded Adenocarcinoma of Human endometrium  
tissue using anti-RGS16 mouse monoclonal antibody.



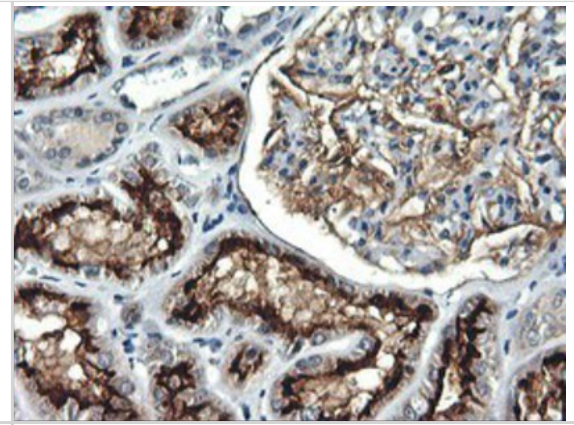
Immunohistochemistry-Paraffin: RGS16 Antibody (1F3) [NBP2-01547] -  
Staining of paraffin-embedded Carcinoma of Human bladder tissue using  
anti-RGS16 mouse monoclonal antibody.



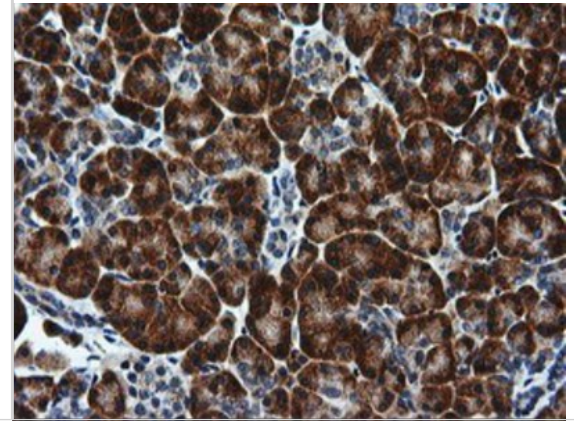
Immunohistochemistry-Paraffin: RGS16 Antibody (1F3) [NBP2-01547] -  
Staining of paraffin-embedded Human endometrium tissue using anti-  
RGS16 mouse monoclonal antibody.



Immunohistochemistry-Paraffin: RGS16 Antibody (1F3) [NBP2-01547] - Staining of paraffin-embedded Human Kidney tissue using anti-RGS16 mouse monoclonal antibody.



Immunohistochemistry-Paraffin: RGS16 Antibody (1F3) [NBP2-01547] - Staining of paraffin-embedded Human pancreas tissue using anti-RGS16 mouse monoclonal antibody.





### **Novus Biologicals USA**

10730 E. Briarwood Avenue  
Centennial, CO 80112  
USA

Phone: 303.730.1950  
Toll Free: 1.888.506.6887  
Fax: 303.730.1966  
novus@novusbio.com

### **Novus Biologicals Canada**

461 North Service Road West, Unit B37  
Oakville, ON L6M 2V5  
Canada

Phone: 905.827.6400  
Toll Free: 855.668.8722  
Fax: 905.827.6402  
canada@novusbio.com

### **Novus Biologicals Europe**

19 Barton Lane  
Abingdon Science Park  
Abingdon, OX14 3NB, United Kingdom  
Phone: (44) (0) 1235 529449  
Free Phone: 0800 37 34 15  
Fax: (44) (0) 1235 533420  
info@bio-techne.com

### **General Contact Information**

www.novusbio.com  
Technical Support: technical@novusbio.com  
Orders: orders@novusbio.com  
General: novus@novusbio.com

### **Limitations**

This product is for research use only and is not approved for use in humans or in clinical diagnosis. Primary Antibodies are guaranteed for 1 year from date of receipt.

For more information on our 100% guarantee, please visit [www.novusbio.com/guarantee](http://www.novusbio.com/guarantee)

Earn gift cards/discounts by submitting a review: [www.novusbio.com/reviews/submit/NBP2-01547](http://www.novusbio.com/reviews/submit/NBP2-01547)

Earn gift cards/discounts by submitting a publication using this product:  
[www.novusbio.com/publications](http://www.novusbio.com/publications)

