

# Product Datasheet

## PFKP Antibody (OTI5F7) NBP2-01543

Unit Size: 0.1 ml

Store at -20C. Avoid freeze-thaw cycles.

[www.novusbio.com](http://www.novusbio.com)



[technical@novusbio.com](mailto:technical@novusbio.com)

Protocols, Publications, Related Products, Reviews, Research Tools and Images at:  
[www.novusbio.com/NBP2-01543](http://www.novusbio.com/NBP2-01543)

Updated 9/6/2018 v.20.1

Earn rewards for product  
reviews and publications.

Submit a publication at [www.novusbio.com/publications](http://www.novusbio.com/publications)

Submit a review at [www.novusbio.com/reviews/destination/NBP2-01543](http://www.novusbio.com/reviews/destination/NBP2-01543)



**NBP2-01543**

PFKP Antibody (OTI5F7)

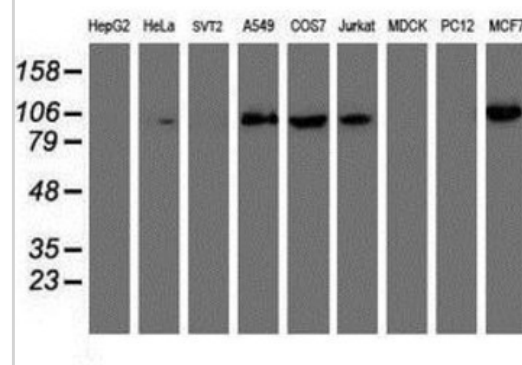
Product Information	
Unit Size	0.1 ml
Concentration	Please see the vial label for concentration. If unlisted please contact technical services.
Storage	Store at -20C. Avoid freeze-thaw cycles.
Clonality	Monoclonal
Clone	OTI5F7
Preservative	0.02% Sodium Azide
Isotype	IgG1
Purity	Immunogen affinity purified
Buffer	PBS (pH 7.3), 1.0% BSA and 50% Glycerol
Target Molecular Weight	85.4 kDa

Product Description	
Host	Mouse
Gene ID	5214
Gene Symbol	PFKP
Species	Human, Primate
Reactivity Notes	Human, Monkey
Immunogen	Full length recombinant protein of human PFKP (NP_002618) produced in HEK293T cells.

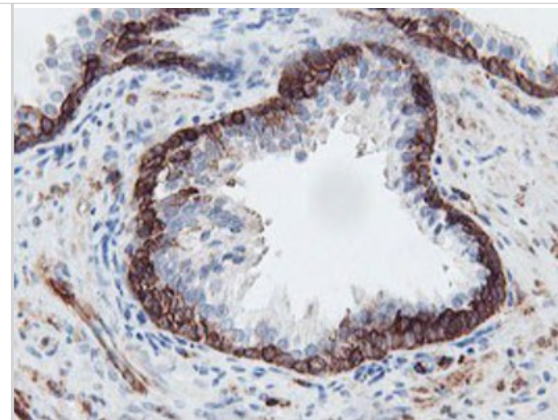
Product Application Details	
Applications	Western Blot, Flow Cytometry, Immunohistochemistry, Immunohistochemistry-Paraffin
Recommended Dilutions	Western Blot 1:500-2000, Flow Cytometry 1:100, Immunohistochemistry 1:10-1:500, Immunohistochemistry-Paraffin 1:150

**Images**

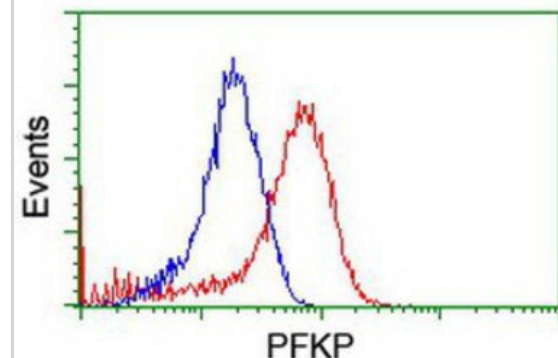
Western Blot: PFKP Antibody (5F7) [NBP2-01543] Analysis of extracts (35ug) from 9 different cell lines by using anti-PFKP monoclonal antibody.




Immunohistochemistry-Paraffin: PFKP Antibody (5F7) [NBP2-01543] - Staining of paraffin-embedded Human prostate tissue using anti-PFKP mouse monoclonal antibody.



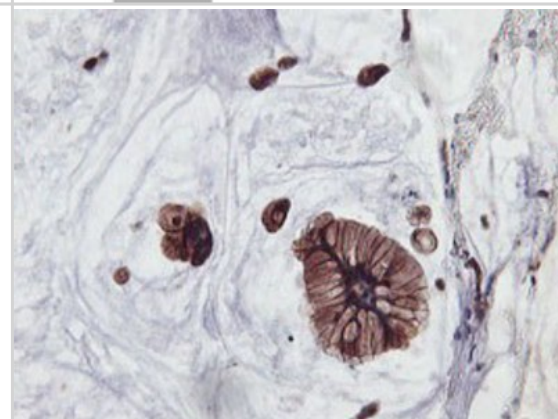
Flow Cytometry: PFKP Antibody (5F7) [NBP2-01543] - Analysis of Hela cells, using anti-PFKP antibody, (Red), compared to a nonspecific negative control antibody (Blue).



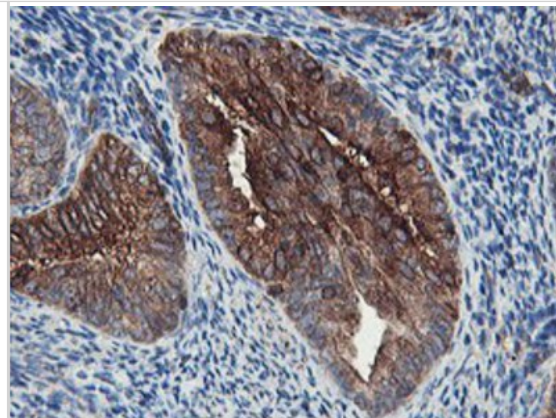
Western Blot: PFKP Antibody (5F7) [NBP2-01543] - HEK293T cells were transfected with the pCMV6-ENTRY control (Left lane) or pCMV6-ENTRY PFKP (Right lane) cDNA for 48 hrs and lysed. Equivalent amounts of cell lysates (5 ug per lane) were separated by SDS-PAGE and immunoblotted with anti-PFKP.



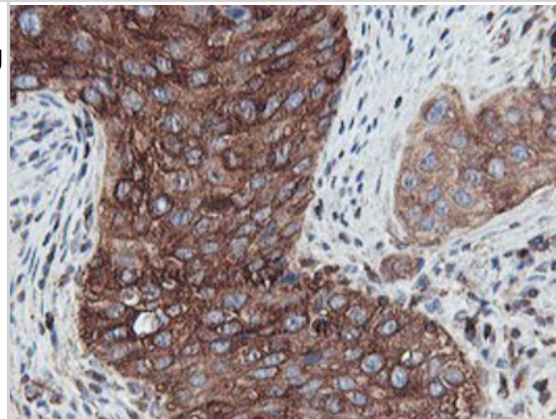
Immunohistochemistry-Paraffin: PFKP Antibody (5F7) [NBP2-01543] - Staining of paraffin-embedded Adenocarcinoma of Human colon tissue using anti-PFKP mouse monoclonal antibody.



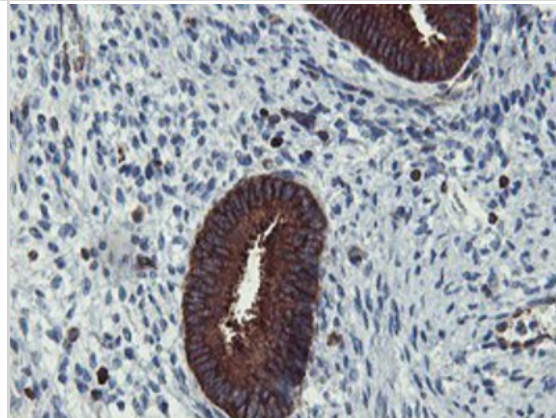
Immunohistochemistry-Paraffin: PFKP Antibody (5F7) [NBP2-01543] - Staining of paraffin-embedded Adenocarcinoma of Human endometrium tissue using anti-PFKP mouse monoclonal antibody.



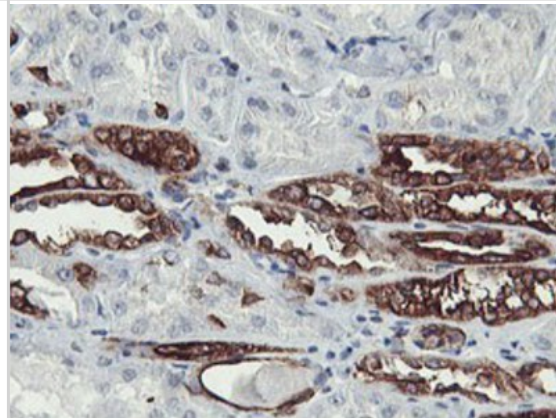
Immunohistochemistry-Paraffin: PFKP Antibody (5F7) [NBP2-01543] - Staining of paraffin-embedded Carcinoma of Human bladder tissue using anti-PFKP mouse monoclonal antibody.



Immunohistochemistry-Paraffin: PFKP Antibody (5F7) [NBP2-01543] - Staining of paraffin-embedded Human endometrium tissue using anti-PFKP mouse monoclonal antibody.



Immunohistochemistry-Paraffin: PFKP Antibody (5F7) [NBP2-01543] - Staining of paraffin-embedded Human Kidney tissue using anti-PFKP mouse monoclonal antibody.





### **Novus Biologicals USA**

10730 E. Briarwood Avenue  
Centennial, CO 80112  
USA

Phone: 303.730.1950  
Toll Free: 1.888.506.6887  
Fax: 303.730.1966  
novus@novusbio.com

### **Novus Biologicals Canada**

461 North Service Road West, Unit B37  
Oakville, ON L6M 2V5  
Canada

Phone: 905.827.6400  
Toll Free: 855.668.8722  
Fax: 905.827.6402  
canada@novusbio.com

### **Novus Biologicals Europe**

19 Barton Lane  
Abingdon Science Park  
Abingdon, OX14 3NB, United Kingdom

Phone: (44) (0) 1235 529449  
Free Phone: 0800 37 34 15  
Fax: (44) (0) 1235 533420  
info@bio-techne.com

### **General Contact Information**

www.novusbio.com  
Technical Support: technical@novusbio.com  
Orders: orders@novusbio.com  
General: novus@novusbio.com

### **Limitations**

This product is for research use only and is not approved for use in humans or in clinical diagnosis. Primary Antibodies are guaranteed for 1 year from date of receipt.

For more information on our 100% guarantee, please visit [www.novusbio.com/guarantee](http://www.novusbio.com/guarantee)

Earn gift cards/discounts by submitting a review: [www.novusbio.com/reviews/submit/NBP2-01543](http://www.novusbio.com/reviews/submit/NBP2-01543)

Earn gift cards/discounts by submitting a publication using this product:  
[www.novusbio.com/publications](http://www.novusbio.com/publications)

