

Product Datasheet

STAT4 Antibody (OTI 4H4)

NBP2-00838

Unit Size: 0.1 ml

Store at -20C. Avoid freeze-thaw cycles.

www.novusbio.com



technical@novusbio.com

Protocols, Publications, Related Products, Reviews, Research Tools and Images at:
www.novusbio.com/NBP2-00838

Updated 9/6/2018 v.20.1

Earn rewards for product
reviews and publications.

Submit a publication at www.novusbio.com/publications

Submit a review at www.novusbio.com/reviews/destination/NBP2-00838



NBP2-00838


STAT4 Antibody (OTI 4H4)

Product Information	
Unit Size	0.1 ml
Concentration	Please see the vial label for concentration. If unlisted please contact technical services.
Storage	Store at -20C. Avoid freeze-thaw cycles.
Clonality	Monoclonal
Clone	OTI 4H4
Preservative	0.02% Sodium Azide
Isotype	IgG1
Purity	Immunogen affinity purified
Buffer	PBS (pH 7.3), 1.0% BSA and 50% Glycerol
Target Molecular Weight	85.8 kDa
Product Description	
Host	Mouse
Gene ID	6775
Gene Symbol	STAT4
Species	Human
Reactivity Notes	Human
Immunogen	Full length recombinant protein of human STAT4 (NP_003142) produced in HEK293T cells.
Product Application Details	
Applications	Western Blot, Immunohistochemistry, Immunohistochemistry-Paraffin
Recommended Dilutions	Western Blot 1:2000, Immunohistochemistry 1:10-1:500, Immunohistochemistry-Paraffin 1:150

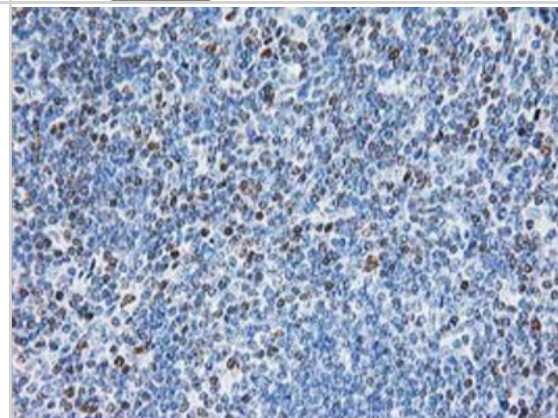


Images

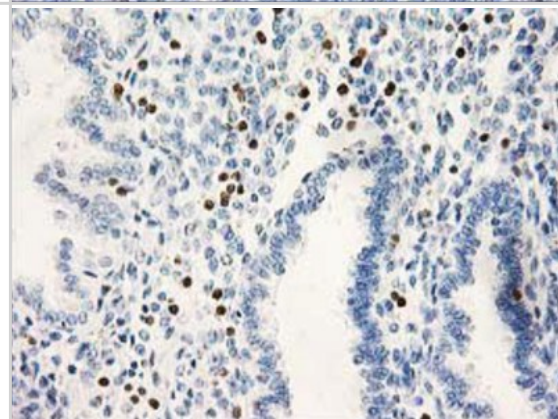
Western Blot: STAT4 Antibody (4H4) [NBP2-00838] - HEK293T cells were transfected with the pCMV6-ENTRY control (Left lane) or pCMV6-ENTRY STAT4 (Right lane) cDNA for 48 hrs and lysed. Equivalent amounts of cell lysates (5 ug per lane) were separated by SDS-PAGE and immunoblotted with anti-STAT4.



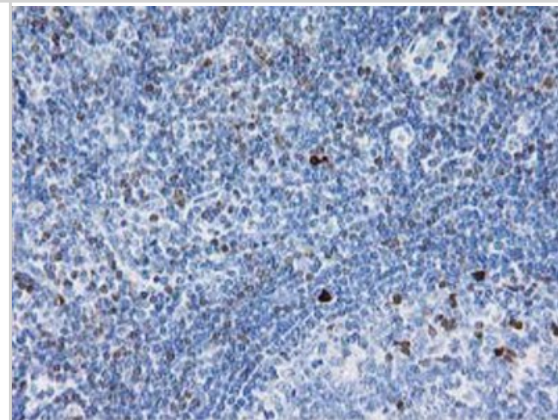
Immunohistochemistry-Paraffin: STAT4 Antibody (4H4) [NBP2-00838] - Staining of paraffin-embedded Human lymphoma tissue using anti-STAT4 mouse monoclonal antibody.



Immunohistochemistry-Paraffin: STAT4 Antibody (4H4) [NBP2-00838] - Staining of paraffin-embedded Human endometrium tissue using anti-STAT4 mouse monoclonal antibody.



Immunohistochemistry-Paraffin: STAT4 Antibody (4H4) [NBP2-00838] - Staining of paraffin-embedded Human lymph node tissue using anti-STAT4 mouse monoclonal antibody.





Novus Biologicals USA

10730 E. Briarwood Avenue
Centennial, CO 80112
USA
Phone: 303.730.1950
Toll Free: 1.888.506.6887
Fax: 303.730.1966
novus@novusbio.com

Novus Biologicals Canada

461 North Service Road West, Unit B37
Oakville, ON L6M 2V5
Canada
Phone: 905.827.6400
Toll Free: 855.668.8722
Fax: 905.827.6402
canada@novusbio.com

Novus Biologicals Europe

19 Barton Lane
Abingdon Science Park
Abingdon, OX14 3NB, United Kingdom
Phone: (44) (0) 1235 529449
Free Phone: 0800 37 34 15
Fax: (44) (0) 1235 533420
info@bio-techne.com

General Contact Information

www.novusbio.com
Technical Support: technical@novusbio.com
Orders: orders@novusbio.com
General: novus@novusbio.com

Limitations

This product is for research use only and is not approved for use in humans or in clinical diagnosis. Primary Antibodies are guaranteed for 1 year from date of receipt.

For more information on our 100% guarantee, please visit www.novusbio.com/guarantee

Earn gift cards/discounts by submitting a review: www.novusbio.com/reviews/submit/NBP2-00838

Earn gift cards/discounts by submitting a publication using this product:
www.novusbio.com/publications

