

Product Datasheet

alcohol dehydrogenase 1B Antibody (OTI5D7) NBP2-00650

Unit Size: 0.1 ml

Store at -20C. Avoid freeze-thaw cycles.

www.novusbio.com



technical@novusbio.com

Protocols, Publications, Related Products, Reviews, Research Tools and Images at:
www.novusbio.com/NBP2-00650

Updated 9/6/2018 v.20.1

Earn rewards for product
reviews and publications.

Submit a publication at www.novusbio.com/publications

Submit a review at www.novusbio.com/reviews/destination/NBP2-00650



NBP2-00650

alcohol dehydrogenase 1B Antibody (OTI5D7)

Product Information

Unit Size	0.1 ml
Concentration	Please see the vial label for concentration. If unlisted please contact technical services.
Storage	Store at -20C. Avoid freeze-thaw cycles.
Clonality	Monoclonal
Clone	OTI5D7
Preservative	0.02% Sodium Azide
Isotype	IgG2a
Purity	Immunogen affinity purified
Buffer	PBS (pH 7.3), 1.0% BSA and 50% Glycerol
Target Molecular Weight	39.7 kDa

Product Description

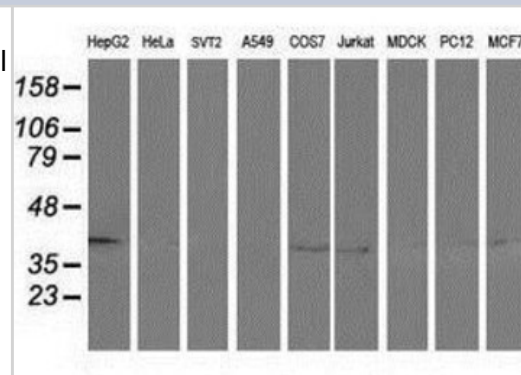
Host	Mouse
Gene ID	125
Gene Symbol	ADH1B
Species	Human, Primate
Reactivity Notes	Human, Monkey
Immunogen	Full length recombinant protein of human alcohol dehydrogenase 1B (NP_000659) produced in HEK293T cells.

Product Application Details

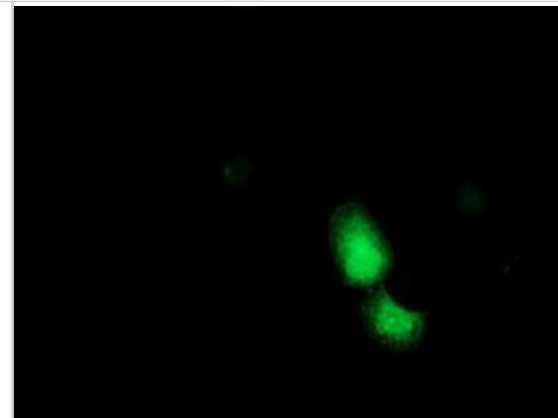
Applications	Western Blot, Flow Cytometry, Immunocytochemistry/Immunofluorescence, Immunohistochemistry, Immunohistochemistry-Paraffin
Recommended Dilutions	Western Blot 1:500-2000, Flow Cytometry 1:100, Immunohistochemistry 1:10-1:500, Immunocytochemistry/Immunofluorescence 1:100, Immunohistochemistry-Paraffin 1:150

Images

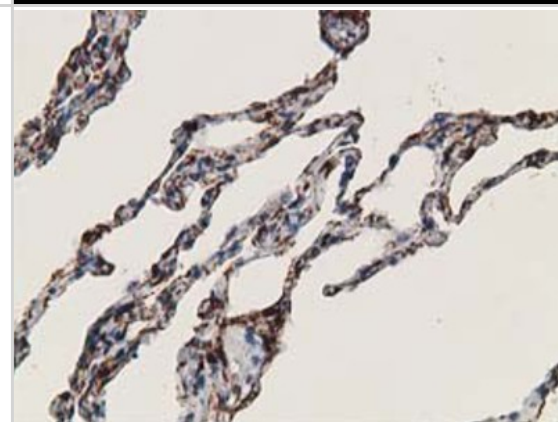
Western Blot: alcohol dehydrogenase 1B Antibody (5D7) [NBP2-00650]
 Analysis of extracts (35ug) from 9 different cell lines by using anti-alcohol dehydrogenase 1B monoclonal antibody (HepG2: human; HeLa: human; SVT2: mouse; A549: human; COS7: monkey; Jurkat: human; MDCK: canine; PC12: rat; MCF7: human).



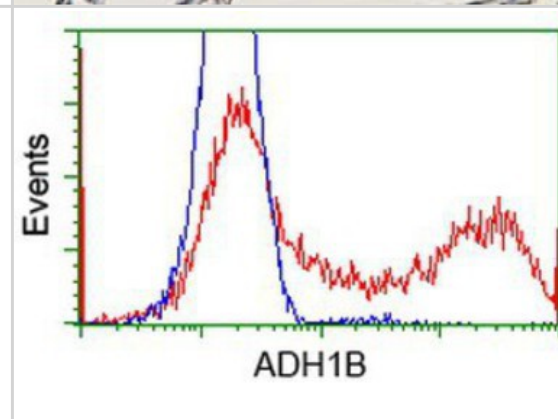
Immunocytochemistry/Immunofluorescence: alcohol dehydrogenase 1B Antibody (5D7) [NBP2-00650] - Staining of COS7 cells transiently transfected by pCMV6-ENTRY alcohol dehydrogenase 1B.



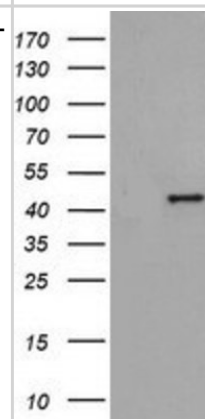
Immunohistochemistry-Paraffin: alcohol dehydrogenase 1B Antibody (5D7) [NBP2-00650] - Staining of paraffin-embedded Human lung tissue using anti-alcohol dehydrogenase 1B mouse monoclonal antibody.



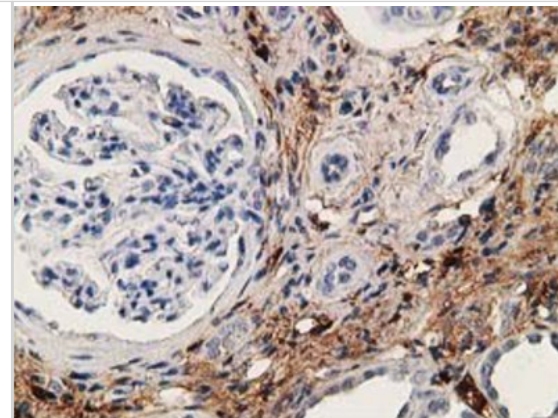
Flow Cytometry: alcohol dehydrogenase 1B Antibody (5D7) [NBP2-00650] - HEK293T cells transfected with either overexpression plasmid (Red) or empty vector control plasmid (Blue) were immunostained by anti-alcohol dehydrogenase 1B antibody, and then analyzed by flow cytometry.



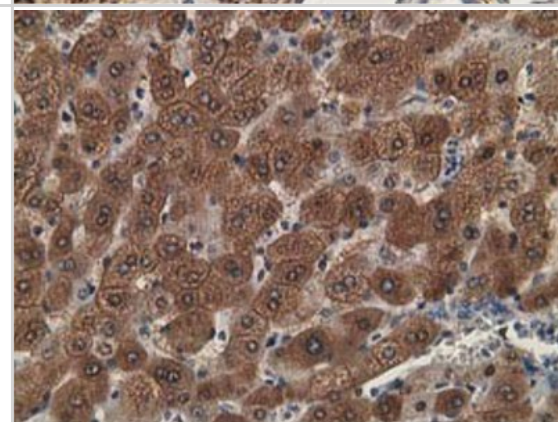
Western Blot: alcohol dehydrogenase 1B Antibody (5D7) [NBP2-00650] - HEK293T cells were transfected with the pCMV6-ENTRY control (Left lane) or pCMV6-ENTRY alcohol dehydrogenase 1B (Right lane) cDNA for 48 hrs and lysed. Equivalent amounts of cell lysates (5 ug per lane) were separated by SDS-PAGE and immunoblotted with anti-alcohol dehydrogenase 1B.



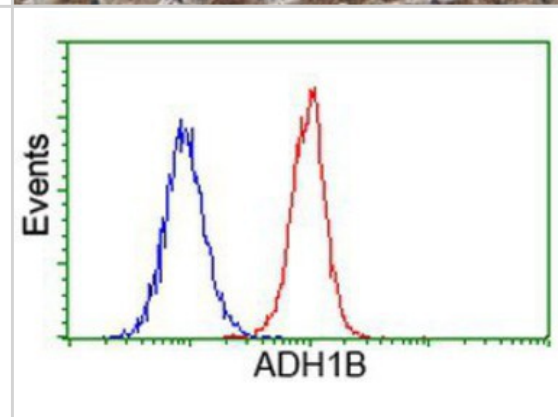
Immunohistochemistry-Paraffin: alcohol dehydrogenase 1B Antibody (5D7) [NBP2-00650] - Staining of paraffin-embedded Human Kidney tissue using anti-alcohol dehydrogenase 1B mouse monoclonal antibody.



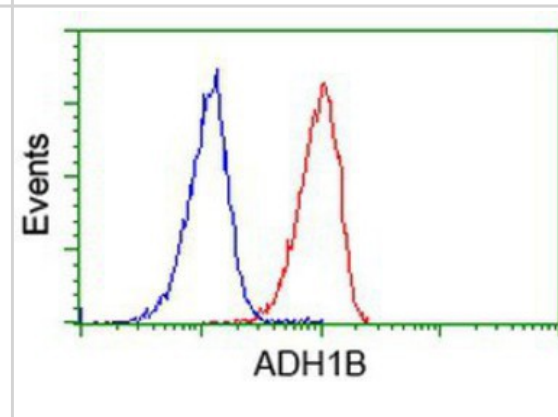
Immunohistochemistry-Paraffin: alcohol dehydrogenase 1B Antibody (5D7) [NBP2-00650] - Staining of paraffin-embedded Human liver tissue using anti-alcohol dehydrogenase 1B mouse monoclonal antibody.



Flow Cytometry: alcohol dehydrogenase 1B Antibody (5D7) [NBP2-00650] - Analysis of Hela cells, using anti-alcohol dehydrogenase 1B antibody, (Red), compared to a nonspecific negative control antibody (Blue).



Flow Cytometry: alcohol dehydrogenase 1B Antibody (5D7) [NBP2-00650] - Analysis of Jurkat cells, using anti-alcohol dehydrogenase 1B antibody, (Red), compared to a nonspecific negative control antibody (Blue).





Novus Biologicals USA

10730 E. Briarwood Avenue
Centennial, CO 80112
USA
Phone: 303.730.1950
Toll Free: 1.888.506.6887
Fax: 303.730.1966
novus@novusbio.com

Novus Biologicals Canada

461 North Service Road West, Unit B37
Oakville, ON L6M 2V5
Canada
Phone: 905.827.6400
Toll Free: 855.668.8722
Fax: 905.827.6402
canada@novusbio.com

Novus Biologicals Europe

19 Barton Lane
Abingdon Science Park
Abingdon, OX14 3NB, United Kingdom
Phone: (44) (0) 1235 529449
Free Phone: 0800 37 34 15
Fax: (44) (0) 1235 533420
info@bio-techne.com

General Contact Information

www.novusbio.com
Technical Support: technical@novusbio.com
Orders: orders@novusbio.com
General: novus@novusbio.com

Limitations

This product is for research use only and is not approved for use in humans or in clinical diagnosis. Primary Antibodies are guaranteed for 1 year from date of receipt.

For more information on our 100% guarantee, please visit www.novusbio.com/guarantee

Earn gift cards/discounts by submitting a review: www.novusbio.com/reviews/submit/NBP2-00650

Earn gift cards/discounts by submitting a publication using this product:
www.novusbio.com/publications

