

Product Datasheet

Cyclophilin C Antibody (3C6) - BSA Free NBP1-97946-100ul

Unit Size: 100 ul

Store at 4C short term. Aliquot and store at -20C long term. Avoid freeze-thaw cycles.

www.novusbio.com



technical@novusbio.com

Protocols, Publications, Related Products, Reviews, Research Tools and Images at:
www.novusbio.com/NBP1-97946

Updated 10/23/2024 v.20.1

Earn rewards for product
reviews and publications.

Submit a publication at www.novusbio.com/publications

Submit a review at www.novusbio.com/reviews/destination/NBP1-97946



NBP1-97946-100ul

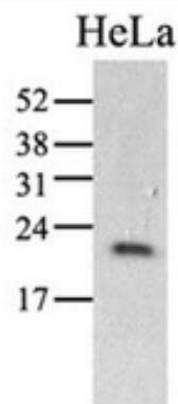
Cyclophilin C Antibody (3C6) - BSA Free

Product Information	
Unit Size	100 ul
Concentration	1 mg/ml
Storage	Store at 4C short term. Aliquot and store at -20C long term. Avoid freeze-thaw cycles.
Clonality	Monoclonal
Clone	3C6
Preservative	0.02% Sodium Azide
Isotype	IgG2b Kappa
Purity	Protein G purified
Buffer	PBS (pH 7.4), 10% Glycerol
Product Description	
Host	Mouse
Gene ID	5480
Gene Symbol	PPIC
Species	Human
Immunogen	Recombinant human Cyclophilin C (39-197aa) protein purified from E. coli
Product Application Details	
Applications	Western Blot, ELISA, Flow Cytometry, Immunocytochemistry/ Immunofluorescence
Recommended Dilutions	Western Blot 1:100-1:2000, Flow Cytometry, ELISA 1:100-1:2000, Immunocytochemistry/ Immunofluorescence 1:100

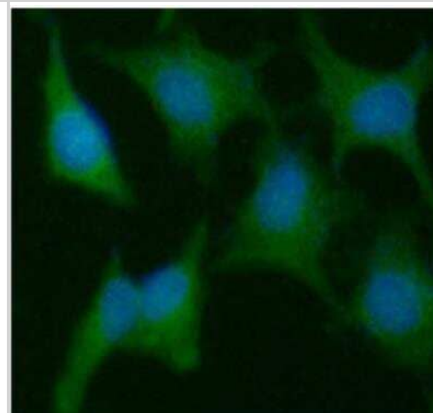


Images

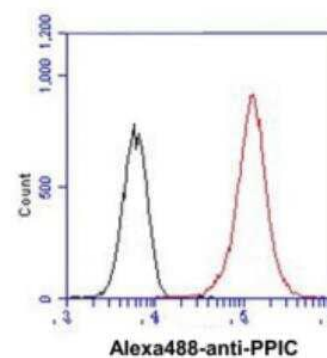
Western Blot: Cyclophilin C Antibody (3C6) [NBP1-97946] - Analysis in HeLa, 1:1000 dilution.



Immunocytochemistry/Immunofluorescence: Cyclophilin C Antibody (3C6) [NBP1-97946] - Analysis in HeLa cells line, stained with DAPI (Blue) for nucleus staining and monoclonal anti-human PPIC antibody (1:100) with goat anti-mouse IgG-Alexa fluor 488 conjugate (Green).



Flow Cytometry: Cyclophilin C Antibody (3C6) [NBP1-97946] - Analysis of PPIC in HeLa cell line, staining at 2- 5ug for 1x10⁶cells (red line). The secondary antibody used goat anti-mouse IgG Alexa fluor 488 conjugate. Isotype control antibody was mouse IgG (black line).





Novus Biologicals USA

10730 E. Briarwood Avenue
Centennial, CO 80112
USA
Phone: 303.730.1950
Toll Free: 1.888.506.6887
Fax: 303.730.1966
nb-customerservice@bio-techne.com

Bio-Techne Canada

21 Canmotor Ave
Toronto, ON M8Z 4E6
Canada
Phone: 905.827.6400
Toll Free: 855.668.8722
Fax: 905.827.6402
canada.inquires@bio-techne.com

Bio-Techne Ltd

19 Barton Lane
Abingdon Science Park
Abingdon, OX14 3NB, United Kingdom
Phone: (44) (0) 1235 529449
Free Phone: 0800 37 34 15
Fax: (44) (0) 1235 533420
info.EMEA@bio-techne.com

General Contact Information

www.novusbio.com
Technical Support: nb-technical@bio-techne.com
Orders: nb-customerservice@bio-techne.com
General: novus@novusbio.com

Products Related to NBP1-97946-100ul

HAF007	Goat anti-Mouse IgG Secondary Antibody [HRP]
NB720-B	Rabbit anti-Mouse IgG (H+L) Secondary Antibody [Biotin]
NBP1-43317-0.5mg	Mouse IgG2b Kappa Light Chain Isotype Control (MG2b)
NBP2-13793PEP	Cyclophilin C Recombinant Protein Antigen

Limitations

This product is for research use only and is not approved for use in humans or in clinical diagnosis. Primary Antibodies are guaranteed for 1 year from date of receipt.

For more information on our 100% guarantee, please visit www.novusbio.com/guarantee

Earn gift cards/discounts by submitting a review: www.novusbio.com/reviews/submit/NBP1-97946

Earn gift cards/discounts by submitting a publication using this product:
www.novusbio.com/publications

