

# Product Datasheet

## CCDC90B Antibody - BSA Free

### NBP1-93528

Unit Size: 0.1 ml

Store at 4C short term. Aliquot and store at -20C long term. Avoid freeze-thaw cycles.

[www.novusbio.com](http://www.novusbio.com)



[technical@novusbio.com](mailto:technical@novusbio.com)

#### Publications: 1

Protocols, Publications, Related Products, Reviews, Research Tools and Images at:  
[www.novusbio.com/NBP1-93528](http://www.novusbio.com/NBP1-93528)

Updated 2/21/2025 v.20.1

Earn rewards for product  
reviews and publications.

Submit a publication at [www.novusbio.com/publications](http://www.novusbio.com/publications)

Submit a review at [www.novusbio.com/reviews/destination/NBP1-93528](http://www.novusbio.com/reviews/destination/NBP1-93528)



**NBP1-93528**

CCDC90B Antibody - BSA Free

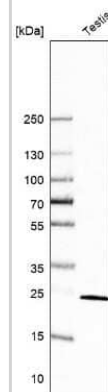
Product Information	
Unit Size	0.1 ml
Concentration	Concentrations vary lot to lot. See vial label for concentration. If unlisted please contact technical services.
Storage	Store at 4C short term. Aliquot and store at -20C long term. Avoid freeze-thaw cycles.
Clonality	Polyclonal
Preservative	0.02% Sodium Azide
Isotype	IgG
Purity	Immunogen affinity purified
Buffer	PBS (pH 7.2) and 40% Glycerol

Product Description	
Host	Rabbit
Gene ID	60492
Gene Symbol	CCDC90B
Species	Human
Reactivity Notes	Reactivity reported in scientific literature (PMID: 23435261).
Immunogen	This antibody was developed against Recombinant Protein corresponding to amino acids: AHLDAIRKDMVILEKSEFANLRAENEKMKIELDQVKQQLMHETSRIRADNKLDIN LERSRVTDMTDQEKQLMETTTTEFTKKDTQTKSISETSNKIDAEIASLKTLMES NKLE

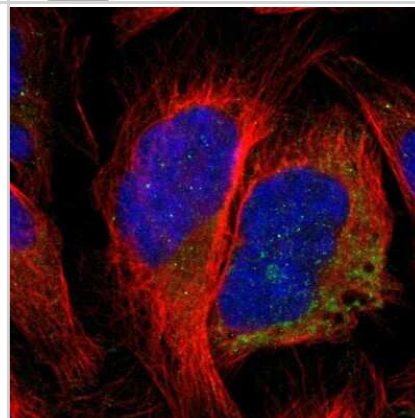
Product Application Details	
Applications	Western Blot, Immunocytochemistry/ Immunofluorescence, Immunohistochemistry, Immunohistochemistry-Paraffin
Recommended Dilutions	Western Blot 1:100-1:500, Immunohistochemistry 1:10-1:500, Immunocytochemistry/ Immunofluorescence 0.25-2 ug/ml, Immunohistochemistry-Paraffin 1:20-1:50
Application Notes	For IHC-Paraffin, HIER pH 6 retrieval is recommended. Immunocytochemistry/Immunofluorescence Fixation Permeabilization: Use PFA/Triton X-100.

## Images

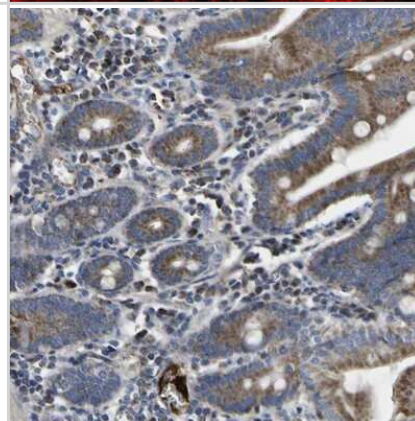
Western Blot: CCDC90B Antibody [NBP1-93528] - Analysis in human testis tissue.



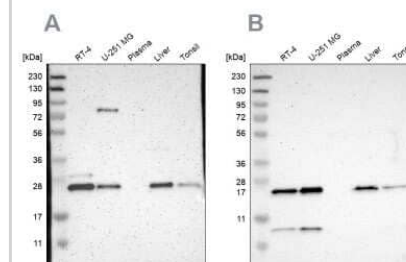
Immunocytochemistry/Immunofluorescence: CCDC90B Antibody [NBP1-93528] - Immunofluorescent staining of human cell line U-2 OS shows localization to mitochondria.



Immunohistochemistry-Paraffin: CCDC90B Antibody [NBP1-93528] - Staining of human small intestine shows moderate cytoplasmic positivity.



Western Blot: CCDC90B Antibody [NBP1-93528] - Analysis using Anti-CCDC90B antibody NBP1-93528 (A) shows similar pattern to independent antibody NBP1-93529 (B).



## Publications

Stadler C, Rexhepaj E, Singan VR et al. Immunofluorescence and fluorescent-protein tagging show high correlation for protein localization in mammalian cells. Nat Methods 2013-04-01 [PMID: 23435261]



### **Novus Biologicals USA**

10730 E. Briarwood Avenue  
Centennial, CO 80112  
USA  
Phone: 303.730.1950  
Toll Free: 1.888.506.6887  
Fax: 303.730.1966  
nb-customerservice@bio-techne.com

### **Bio-Techne Canada**

21 Canmotor Ave  
Toronto, ON M8Z 4E6  
Canada  
Phone: 905.827.6400  
Toll Free: 855.668.8722  
Fax: 905.827.6402  
canada.inquires@bio-techne.com

### **Bio-Techne Ltd**

19 Barton Lane  
Abingdon Science Park  
Abingdon, OX14 3NB, United Kingdom  
Phone: (44) (0) 1235 529449  
Free Phone: 0800 37 34 15  
Fax: (44) (0) 1235 533420  
info.EMEA@bio-techne.com

### **General Contact Information**

www.novusbio.com  
Technical Support: nb-technical@bio-techne.com  
Orders: nb-customerservice@bio-techne.com  
General: novus@novusbio.com

### **Products Related to NBP1-93528**

---

NBP1-93528PEP	CCDC90B Recombinant Protein Antigen
HAF008	Goat anti-Rabbit IgG Secondary Antibody [HRP]
NB7160	Goat anti-Rabbit IgG (H+L) Secondary Antibody [HRP]
NBP2-24891	Rabbit IgG Isotype Control

---

### **Limitations**

This product is for research use only and is not approved for use in humans or in clinical diagnosis. Primary Antibodies are guaranteed for 1 year from date of receipt.

For more information on our 100% guarantee, please visit [www.novusbio.com/guarantee](http://www.novusbio.com/guarantee)

Earn gift cards/discounts by submitting a review: [www.novusbio.com/reviews/submit/NBP1-93528](http://www.novusbio.com/reviews/submit/NBP1-93528)

Earn gift cards/discounts by submitting a publication using this product:  
[www.novusbio.com/publications](http://www.novusbio.com/publications)

