

# Product Datasheet

## USF2 Antibody - BSA Free NBP1-92650

Unit Size: 100 ul

Store at 4C. Do not freeze.

[www.novusbio.com](http://www.novusbio.com)



[technical@novusbio.com](mailto:technical@novusbio.com)

Protocols, Publications, Related Products, Reviews, Research Tools and Images at:  
[www.novusbio.com/NBP1-92650](http://www.novusbio.com/NBP1-92650)

Updated 2/21/2025 v.20.1

Earn rewards for product  
reviews and publications.

Submit a publication at [www.novusbio.com/publications](http://www.novusbio.com/publications)

Submit a review at [www.novusbio.com/reviews/destination/NBP1-92650](http://www.novusbio.com/reviews/destination/NBP1-92650)



**NBP1-92650**

USF2 Antibody - BSA Free

Product Information	
Unit Size	100 ul
Concentration	1.0 mg/ml
Storage	Store at 4C. Do not freeze.
Clonality	Polyclonal
Preservative	0.09% Sodium Azide
Isotype	IgG
Purity	Immunogen affinity purified
Buffer	Tris-Citrate/Phosphate (pH 7.0 - 8.0)

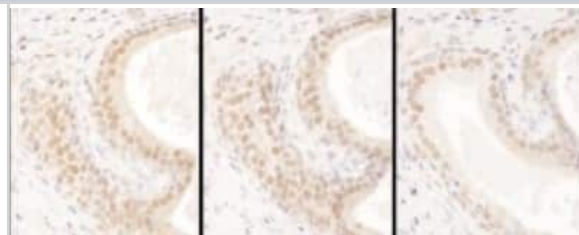
Product Description	
Host	Rabbit
Gene ID	7392
Gene Symbol	USF2
Species	Human
Immunogen	The immunogen this antibody was made to, maps to a region between residue 296 and 346 of human Upstream Transcription Factor 2 using the numbering given in entry NP_003358.1 (GeneID 7392).

Product Application Details	
Applications	Western Blot, Immunohistochemistry, Immunoprecipitation
Recommended Dilutions	Western Blot 1:2000-1:10000, Immunohistochemistry, Immunoprecipitation 2-10 ug/mg

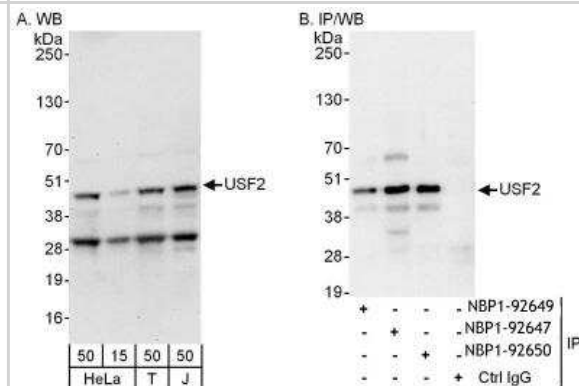


## Images

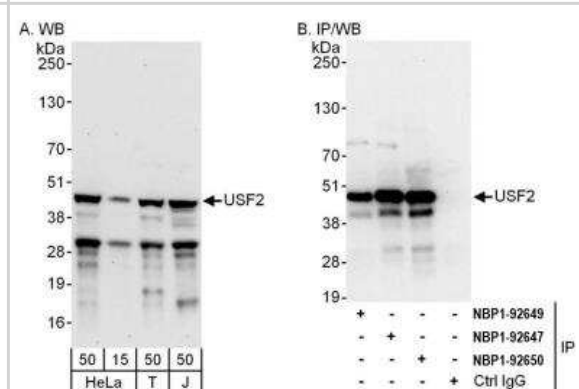
**Immunohistochemistry: USF2 Antibody [NBP1-92650]** - Samples: FFPE serial sections of human prostate carcinoma. Antibody: Affinity purified rabbit anti-USF2 used at a dilution of 1:1,000 (1ug/ml). Detection: DAB. Counterstain: Hematoxylin (blue).



**Immunoprecipitation: USF2 Antibody [NBP1-92650]** - Samples: Whole cell lysate from HeLa (15 and 50 ug for WB; 1 mg for IP, 20% of IP loaded), 293T (T; 50 ug) and Jurkat (J; 50 ug) cells. Antibodies: Affinity purified rabbit anti-USF2 antibody NBP1-92647 used for WB at 0.4 ug/ml (A) and 1 ug/ml (B) and used for IP at 6 ug/mg lysate. USF2 was also immunoprecipitated by rabbit anti-USF2 antibodies NBP1-92649 and NBP1-92650, which recognize other epitopes. Detection: Chemiluminescence with exposure times of 30 seconds (A) and 10 seconds (B).



**Immunoprecipitation: USF2 Antibody [NBP1-92650]** - Detection of human USF2 by western blot and immunoprecipitation. Samples: Whole cell lysate from HeLa (15 and 50 ug for WB; 1 mg for IP, 20% of IP loaded), HEK293T (T; 50 ug) and Jurkat (J; 50 ug) cells. Antibodies: Affinity purified rabbit anti-USF2 antibody NBP1-92650 used for WB at 0.1 ug/ml (A) and 1 ug/ml (B) and used for IP at 6 ug/mg lysate. USF2 was also immunoprecipitated by rabbit anti-USF2 antibodies NBP1-92649 and NBP1-92647, which recognize upstream epitopes. Detection: Chemiluminescence with exposure times of 30 seconds (A) and 10 seconds (B).





### **Novus Biologicals USA**

10730 E. Briarwood Avenue  
Centennial, CO 80112  
USA  
Phone: 303.730.1950  
Toll Free: 1.888.506.6887  
Fax: 303.730.1966  
nb-customerservice@bio-techne.com

### **Bio-Techne Canada**

21 Canmotor Ave  
Toronto, ON M8Z 4E6  
Canada  
Phone: 905.827.6400  
Toll Free: 855.668.8722  
Fax: 905.827.6402  
canada.inquires@bio-techne.com

### **Bio-Techne Ltd**

19 Barton Lane  
Abingdon Science Park  
Abingdon, OX14 3NB, United Kingdom  
Phone: (44) (0) 1235 529449  
Free Phone: 0800 37 34 15  
Fax: (44) (0) 1235 533420  
info.EMEA@bio-techne.com

### **General Contact Information**

www.novusbio.com  
Technical Support: nb-technical@bio-techne.com  
Orders: nb-customerservice@bio-techne.com  
General: novus@novusbio.com

### **Products Related to NBP1-92650**

---

HAF008	Goat anti-Rabbit IgG Secondary Antibody [HRP]
NB7160	Goat anti-Rabbit IgG (H+L) Secondary Antibody [HRP]
NBP2-24891	Rabbit IgG Isotype Control
H00007392-Q01-10ug	Recombinant Human USF2 GST (N-Term) Protein

---

### **Limitations**

This product is for research use only and is not approved for use in humans or in clinical diagnosis. Primary Antibodies are guaranteed for 1 year from date of receipt.

For more information on our 100% guarantee, please visit [www.novusbio.com/guarantee](http://www.novusbio.com/guarantee)

Earn gift cards/discounts by submitting a review: [www.novusbio.com/reviews/submit/NBP1-92650](http://www.novusbio.com/reviews/submit/NBP1-92650)

Earn gift cards/discounts by submitting a publication using this product:  
[www.novusbio.com/publications](http://www.novusbio.com/publications)

