

Product Datasheet

Proapoptotic Caspase Adaptor Protein Antibody - BSA Free NBP1-92287

Unit Size: 0.1 ml

Store at 4C short term. Aliquot and store at -20C long term. Avoid freeze-thaw cycles.

www.novusbio.com



technical@novusbio.com

Protocols, Publications, Related Products, Reviews, Research Tools and Images at:
www.novusbio.com/NBP1-92287

Updated 9/9/2025 v.20.1

Earn rewards for product reviews and publications.

Submit a publication at www.novusbio.com/publications

Submit a review at www.novusbio.com/reviews/destination/NBP1-92287



NBP1-92287

Proapoptotic Caspase Adaptor Protein Antibody - BSA Free

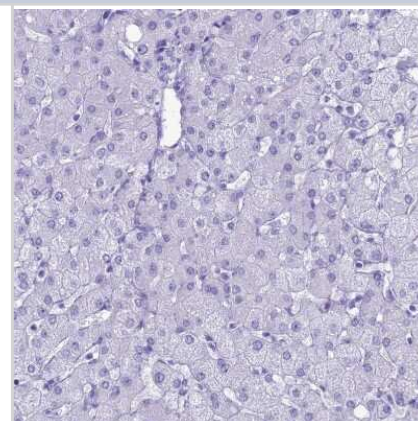
Product Information	
Unit Size	0.1 ml
Concentration	Concentrations vary lot to lot. See vial label for concentration. If unlisted please contact technical services.
Storage	Store at 4C short term. Aliquot and store at -20C long term. Avoid freeze-thaw cycles.
Clonality	Polyclonal
Preservative	0.02% Sodium Azide
Isotype	IgG
Purity	Immunogen affinity purified
Buffer	PBS (pH 7.2) and 40% Glycerol

Product Description	
Description	Novus Biologicals Rabbit Proapoptotic Caspase Adaptor Protein Antibody - BSA Free (NBP1-92287) is a polyclonal antibody validated for use in IHC and WB. All Novus Biologicals antibodies are covered by our 100% guarantee.
Host	Rabbit
Gene ID	51237
Gene Symbol	MZB1
Species	Human
Immunogen	This antibody was developed against Recombinant Protein corresponding to amino acids: YGVREVDQVKRLTGPGGLSEGPEPSISVMVTGGPWPTRLSRTCLHYLGEFGED QIYEAHQQGRGALEALLCGGPQGACSEKVSATR

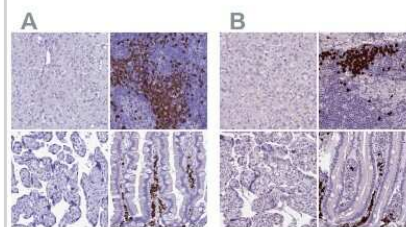
Product Application Details	
Applications	Western Blot, Immunohistochemistry-Paraffin, Immunohistochemistry
Recommended Dilutions	Western Blot 0.04 - 0.4 ug/ml, Immunohistochemistry 1:2500 - 1:5000, Immunohistochemistry-Paraffin 1:1000-1:2500
Application Notes	For IHC-Paraffin, HIER pH 6 retrieval is recommended.

Images

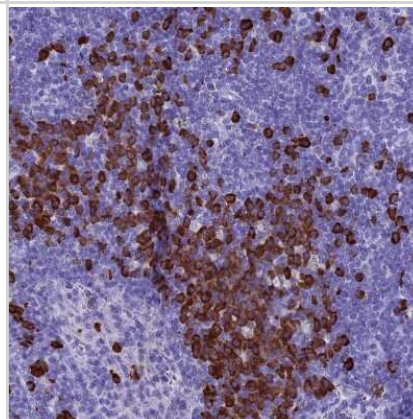
Immunohistochemistry-Paraffin: Proapoptotic Caspase Adaptor Protein Antibody [NBP1-92287] - Staining of human liver shows no positivity in hepatocytes as expected.



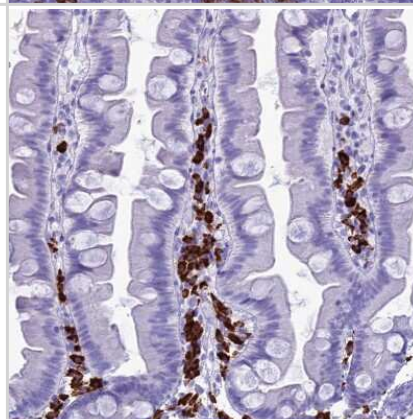
Immunohistochemistry-Paraffin: Proapoptotic Caspase Adaptor Protein Antibody [NBP1-92287] - Staining of human liver, lymph node, placenta and small intestine using Anti-MZB1 antibody NBP1-92287 (A) shows similar protein distribution across tissues to independent antibody NBP2-55874 (B).



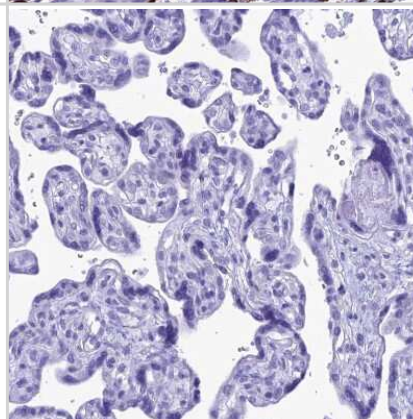
Immunohistochemistry-Paraffin: Proapoptotic Caspase Adaptor Protein Antibody [NBP1-92287] - Staining of human lymph node shows strong cytoplasmic positivity in a subset of lymphoid cells.



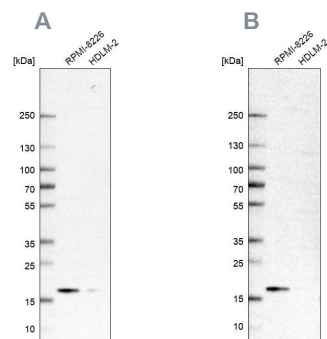
Immunohistochemistry-Paraffin: Proapoptotic Caspase Adaptor Protein Antibody [NBP1-92287] - Staining of human small intestine shows strong cytoplasmic positivity in lymphoid cells.



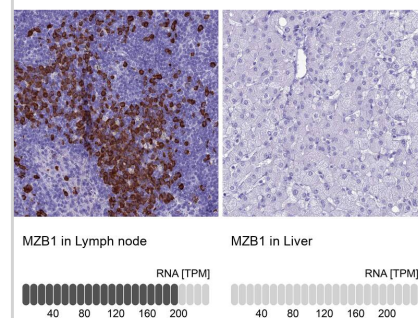
Immunohistochemistry-Paraffin: Proapoptotic Caspase Adaptor Protein Antibody [NBP1-92287] - Staining of human placenta shows no positivity in trophoblastic cells as expected.



Analysis using antibody NBP1-92287 (A) shows similar pattern to independent antibody NBP2-55874 (B).



Analysis in human lymph node and liver tissues using NBP1-92287 antibody. Corresponding MZB1 RNA-seq data are presented for the same tissues.





Novus Biologicals USA

10730 E. Briarwood Avenue
Centennial, CO 80112
USA
Phone: 303.730.1950
Toll Free: 1.888.506.6887
Fax: 303.730.1966
nb-customerservice@bio-techne.com

Bio-Techne Canada

21 Canmotor Ave
Toronto, ON M8Z 4E6
Canada
Phone: 905.827.6400
Toll Free: 855.668.8722
Fax: 905.827.6402
canada.inquires@bio-techne.com

Bio-Techne Ltd

19 Barton Lane
Abingdon Science Park
Abingdon, OX14 3NB, United Kingdom
Phone: (44) (0) 1235 529449
Free Phone: 0800 37 34 15
Fax: (44) (0) 1235 533420
info.EMEA@bio-techne.com

General Contact Information

www.novusbio.com
Technical Support: nb-technical@bio-techne.com
Orders: nb-customerservice@bio-techne.com
General: novus@novusbio.com

Products Related to NBP1-92287

NBP3-11853	Jurkat Staurosporine Treated / Untreated Cell Lysate
NBP1-92287PEP	Proapoptotic Caspase Adaptor Protein Recombinant Protein Antigen
HAF008	Goat anti-Rabbit IgG Secondary Antibody [HRP]
NB7160	Goat anti-Rabbit IgG (H+L) Secondary Antibody [HRP]
NBP2-24891	Rabbit IgG Isotype Control

Limitations

This product is for research use only and is not approved for use in humans or in clinical diagnosis. Primary Antibodies are guaranteed for 1 year from date of receipt.

For more information on our 100% guarantee, please visit www.novusbio.com/guarantee

Earn gift cards/discounts by submitting a review: www.novusbio.com/reviews/submit/NBP1-92287

Earn gift cards/discounts by submitting a publication using this product:
www.novusbio.com/publications

