

# Product Datasheet

## 5T4 Antibody NBP1-90315

Unit Size: 0.1 ml

Store at 4C short term. Aliquot and store at -20C long term. Avoid freeze-thaw cycles.

[www.novusbio.com](http://www.novusbio.com)



[technical@novusbio.com](mailto:technical@novusbio.com)

Protocols, Publications, Related Products, Reviews, Research Tools and Images at:  
[www.novusbio.com/NBP1-90315](http://www.novusbio.com/NBP1-90315)

Updated 6/11/2024 v.20.1

Earn rewards for product  
reviews and publications.

Submit a publication at [www.novusbio.com/publications](http://www.novusbio.com/publications)

Submit a review at [www.novusbio.com/reviews/destination/NBP1-90315](http://www.novusbio.com/reviews/destination/NBP1-90315)



**NBP1-90315**

5T4 Antibody

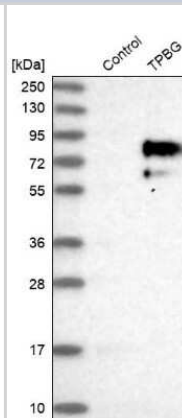
| Product Information |  |
|---------------------|--|
| Unit Size           | 0.1 ml   |
| Concentration       | Concentrations vary lot to lot. See vial label for concentration. If unlisted please contact technical services. |
| Storage             | Store at 4C short term. Aliquot and store at -20C long term. Avoid freeze-thaw cycles.                           |
| Clonality           | Polyclonal   |
| Preservative        | 0.02% Sodium Azide   |
| Isotype             | IgG  |
| Purity              | Immunogen affinity purified  |
| Buffer              | PBS (pH 7.2) and 40% Glycerol  |

| Product Description |   |
|---------------------|---|
| Host                | Rabbit  |
| Gene ID             | 7162  |
| Gene Symbol         | TPBG  |
| Species             | Human   |
| Reactivity Notes    | Immunogen displays the following percentage of sequence identity for non-tested species: Mouse (83%), Rat (84%)   |
| Immunogen           | This antibody was developed against Recombinant Protein corresponding to amino acids:<br>LVSLTYVVSFRNLTHLES�HLEDNALKVLHNGTLAELQGLPHIRVFLDNNPWVCD<br>CHMADMVTWLKETEVVQGKDRLTCAYPEKMRNRVLELNSADLDCDPILP |

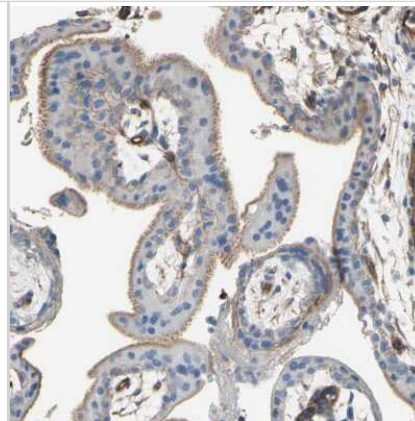
| Product Application Details |  |
|-----------------------------|--|
| Applications                | Western Blot, Immunohistochemistry, Immunohistochemistry-Paraffin  |
| Recommended Dilutions       | Western Blot 0.04-0.4 ug/ml, Immunohistochemistry 1:50 - 1:200, Immunohistochemistry-Paraffin 1:50 - 1:200 |
| Application Notes           | For IHC-Paraffin, HIER pH 6 retrieval is recommended.  |

**Images**

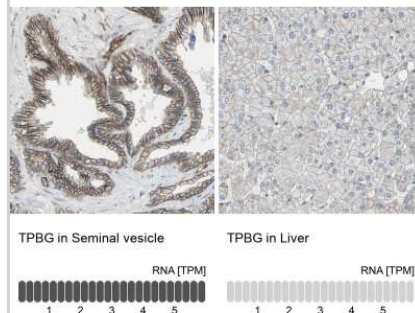
Western Blot: 5T4 Antibody [NBP1-90315] - Analysis in control (vector only transfected HEK293T lysate) and TPBG over-expression lysate (Co-expressed with a C-terminal myc-DDK tag (3.1 kDa) in mammalian HEK293T cells).



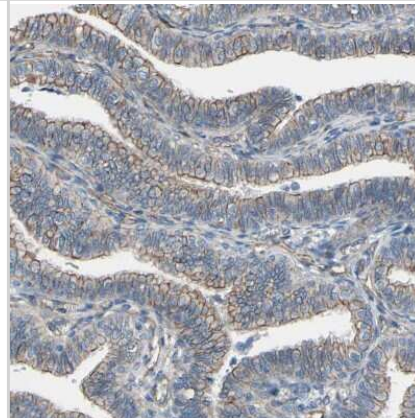
Immunohistochemistry-Paraffin: 5T4 Antibody [NBP1-90315] - Staining of human placenta shows moderate membranous positivity in trophoblastic cells.



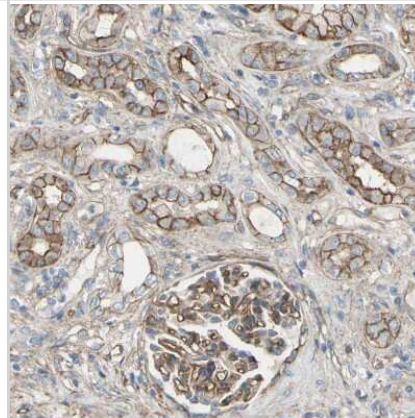
Immunohistochemistry-Paraffin: 5T4 Antibody [NBP1-90315] - Analysis in human seminal vesicle and liver tissues. Corresponding 5T4 RNA-seq data are presented for the same tissues.



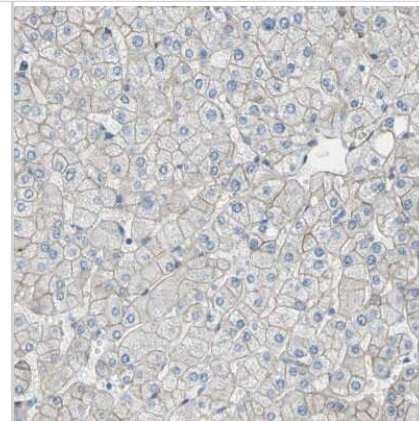
Immunohistochemistry-Paraffin: 5T4 Antibody [NBP1-90315] - Staining of human fallopian tube shows moderate membranous positivity in glandular cells.



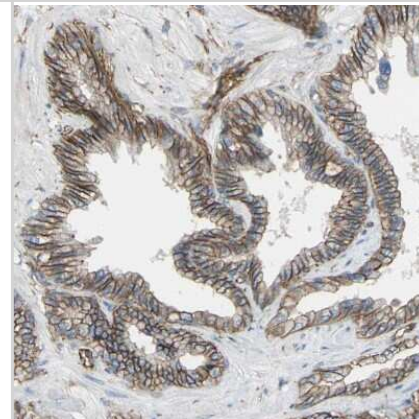
Immunohistochemistry-Paraffin: 5T4 Antibody [NBP1-90315] - Staining of human kidney shows moderate membranous positivity in cells in tubules.



Immunohistochemistry-Paraffin: 5T4 Antibody [NBP1-90315] - Staining of human liver shows weak membranous positivity in hepatocytes as expected.



Immunohistochemistry: 5T4 Antibody [NBP1-90315] - Staining of human seminal vesicle shows strong membranous positivity in glandular cells.





### **Novus Biologicals USA**

10730 E. Briarwood Avenue  
Centennial, CO 80112  
USA

Phone: 303.730.1950

Toll Free: 1.888.506.6887

Fax: 303.730.1966

[nb-customerservice@bio-techne.com](mailto:nb-customerservice@bio-techne.com)

### **Bio-Techne Canada**

21 Canmotor Ave  
Toronto, ON M8Z 4E6  
Canada

Phone: 905.827.6400

Toll Free: 855.668.8722

Fax: 905.827.6402

[canada.inquires@bio-techne.com](mailto:canada.inquires@bio-techne.com)

### **Bio-Techne Ltd**

19 Barton Lane  
Abingdon Science Park  
Abingdon, OX14 3NB, United Kingdom

Phone: (44) (0) 1235 529449

Free Phone: 0800 37 34 15

Fax: (44) (0) 1235 533420

[info.EMEA@bio-techne.com](mailto:info.EMEA@bio-techne.com)

### **General Contact Information**

[www.novusbio.com](http://www.novusbio.com)

Technical Support: [nb-technical@bio-techne.com](mailto:nb-technical@bio-techne.com)

Orders: [nb-customerservice@bio-techne.com](mailto:nb-customerservice@bio-techne.com)

General: [novus@novusbio.com](mailto:novus@novusbio.com)

### **Limitations**

This product is for research use only and is not approved for use in humans or in clinical diagnosis. Primary Antibodies are guaranteed for 1 year from date of receipt.

For more information on our 100% guarantee, please visit [www.novusbio.com/guarantee](http://www.novusbio.com/guarantee)

Earn gift cards/discounts by submitting a review: [www.novusbio.com/reviews/submit/NBP1-90315](http://www.novusbio.com/reviews/submit/NBP1-90315)

Earn gift cards/discounts by submitting a publication using this product:  
[www.novusbio.com/publications](http://www.novusbio.com/publications)

