

Product Datasheet

alcohol dehydrogenase 4 Antibody - BSA Free NBP1-90233

Unit Size: 0.1 ml

Store at 4C short term. Aliquot and store at -20C long term. Avoid freeze-thaw cycles.

www.novusbio.com



technical@novusbio.com

Publications: 1

Protocols, Publications, Related Products, Reviews, Research Tools and Images at:
www.novusbio.com/NBP1-90233

Updated 2/21/2025 v.20.1

Earn rewards for product
reviews and publications.

Submit a publication at www.novusbio.com/publications

Submit a review at www.novusbio.com/reviews/destination/NBP1-90233



NBP1-90233

alcohol dehydrogenase 4 Antibody - BSA Free

Product Information	
Unit Size	0.1 ml
Concentration	Concentrations vary lot to lot. See vial label for concentration. If unlisted please contact technical services.
Storage	Store at 4C short term. Aliquot and store at -20C long term. Avoid freeze-thaw cycles.
Clonality	Polyclonal
Preservative	0.02% Sodium Azide
Isotype	IgG
Purity	Immunogen affinity purified
Buffer	PBS (pH 7.2) and 40% Glycerol
Target Molecular Weight	40 kDa

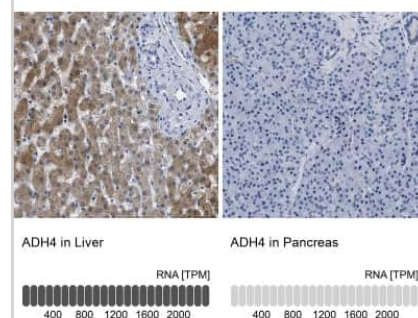
Product Description	
Host	Rabbit
Gene ID	127
Gene Symbol	ADH4
Species	Human
Reactivity Notes	Reactivity reported in scientific literature (PMID: 24309898)
Immunogen	This antibody was developed against Recombinant Protein corresponding to amino acids: ALGATDCLNPRDLHKPIQEVIIELTKGGVDFALDCAGGSETMKAALDCTTAGWG SCTFIGVAAGSKGLTVFPEELIIGRTINGTFFGGWKSVD SIPKLVTDYKNKKFNL DALV

Product Application Details	
Applications	Western Blot, Immunohistochemistry, Immunohistochemistry-Paraffin
Recommended Dilutions	Western Blot 0.04-0.4 ug/ml, Immunohistochemistry 1:500 - 1:1000, Immunohistochemistry-Paraffin 1:500 - 1:1000
Application Notes	For IHC-Paraffin, HIER pH 6 retrieval is recommended.

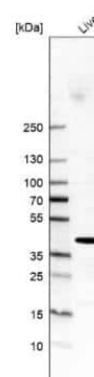


Images

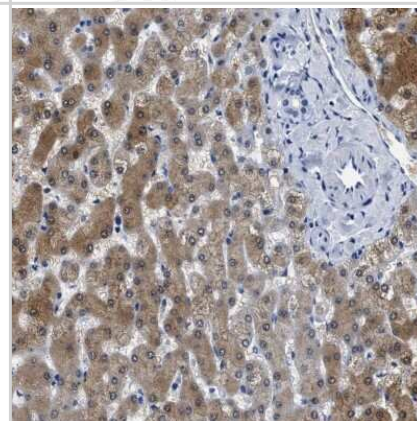
Immunohistochemistry-Paraffin: alcohol dehydrogenase 4 Antibody [NBP1-90233] - Staining in human liver and pancreas tissues using anti-ADH4 antibody. Corresponding ADH4 RNA-seq data are presented for the same tissues.



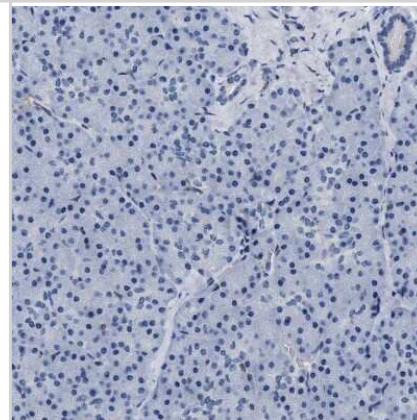
Western Blot: alcohol dehydrogenase 4 Antibody [NBP1-90233] - Analysis in human liver tissue.



Immunohistochemistry-Paraffin: alcohol dehydrogenase 4 Antibody [NBP1-90233] - Staining of human liver shows high expression.



Immunohistochemistry-Paraffin: alcohol dehydrogenase 4 Antibody [NBP1-90233] - Staining of human pancreas shows low expression as expected.



Publications

Fagerberg L, Hallstrom BM, Oksvold P et al. Analysis of the Human Tissue-specific Expression by Genome-wide Integration of Transcriptomics and Antibody-based Proteomics. Mol Cell Proteomics 2014-02-01 [PMID: 24309898]



Novus Biologicals USA

10730 E. Briarwood Avenue
Centennial, CO 80112
USA
Phone: 303.730.1950
Toll Free: 1.888.506.6887
Fax: 303.730.1966
nb-customerservice@bio-techne.com

Bio-Techne Canada

21 Canmotor Ave
Toronto, ON M8Z 4E6
Canada
Phone: 905.827.6400
Toll Free: 855.668.8722
Fax: 905.827.6402
canada.inquires@bio-techne.com

Bio-Techne Ltd

19 Barton Lane
Abingdon Science Park
Abingdon, OX14 3NB, United Kingdom
Phone: (44) (0) 1235 529449
Free Phone: 0800 37 34 15
Fax: (44) (0) 1235 533420
info.EMEA@bio-techne.com

General Contact Information

www.novusbio.com
Technical Support: nb-technical@bio-techne.com
Orders: nb-customerservice@bio-techne.com
General: novus@novusbio.com

Products Related to NBP1-90233

NBP1-90233PEP	alcohol dehydrogenase 4 Recombinant Protein Antigen
HAF008	Goat anti-Rabbit IgG Secondary Antibody [HRP]
NB7160	Goat anti-Rabbit IgG (H+L) Secondary Antibody [HRP]
NBP2-24891	Rabbit IgG Isotype Control

Limitations

This product is for research use only and is not approved for use in humans or in clinical diagnosis. Primary Antibodies are guaranteed for 1 year from date of receipt.

For more information on our 100% guarantee, please visit www.novusbio.com/guarantee

Earn gift cards/discounts by submitting a review: www.novusbio.com/reviews/submit/NBP1-90233

Earn gift cards/discounts by submitting a publication using this product:
www.novusbio.com/publications

