

Product Datasheet

TATA Element Modulatory Factor 1 Antibody - BSA Free NBP1-90117

Unit Size: 0.1 ml

Store at 4C short term. Aliquot and store at -20C long term. Avoid freeze-thaw cycles.

www.novusbio.com



technical@novusbio.com

Publications: 3

Protocols, Publications, Related Products, Reviews, Research Tools and Images at:
www.novusbio.com/NBP1-90117

Updated 2/21/2025 v.20.1

Earn rewards for product
reviews and publications.

Submit a publication at www.novusbio.com/publications

Submit a review at www.novusbio.com/reviews/destination/NBP1-90117



NBP1-90117**TATA Element Modulatory Factor 1 Antibody - BSA Free**

Product Information	
Unit Size	0.1 ml
Concentration	Concentrations vary lot to lot. See vial label for concentration. If unlisted please contact technical services.
Storage	Store at 4C short term. Aliquot and store at -20C long term. Avoid freeze-thaw cycles.
Clonality	Polyclonal
Preservative	0.02% Sodium Azide
Isotype	IgG
Purity	Immunogen affinity purified
Buffer	PBS (pH 7.2) and 40% Glycerol

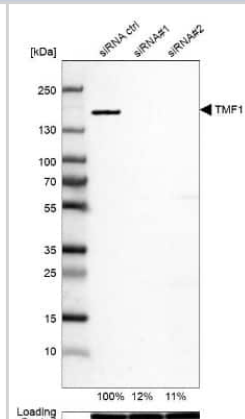
Product Description	
Host	Rabbit
Gene ID	7110
Gene Symbol	TMF1
Species	Human, Mouse, Rat
Reactivity Notes	Reactivity reported in scientific literature (PMID: 22553199)
Immunogen	This antibody was developed against Recombinant Protein corresponding to amino acids: TSTTSDIEVLDESVISESSASSRQETTDKSSLHLMQTSFQLLSASACPEYNR LDDFQKLTESCCSSDAFERIDSFSVQSLDSRSVSEINSDDDELSGKGYALVPIVN SSTPKSKTVESAEGKSEEVNETLVIPTEEAEMEESG

Product Application Details	
Applications	Western Blot, Immunocytochemistry/ Immunofluorescence, Immunohistochemistry, Immunohistochemistry-Paraffin, Knockdown Validated
Recommended Dilutions	Western Blot 0.04-0.4 ug/ml, Immunohistochemistry 1:200 - 1:500, Immunocytochemistry/ Immunofluorescence 0.25-2 ug/ml, Immunohistochemistry-Paraffin 1:200 - 1:500, Knockdown Validated
Application Notes	For IHC-Paraffin, HIER pH 6 retrieval is recommended. ICC/IF Fixation Permeabilization: Use PFA/Triton X-100.

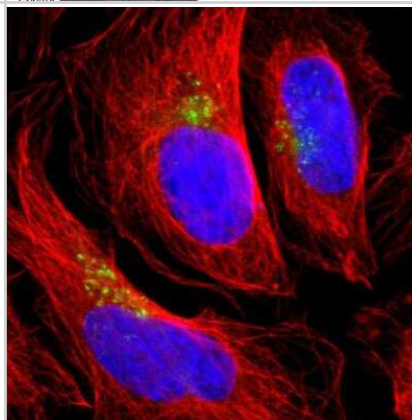


Images

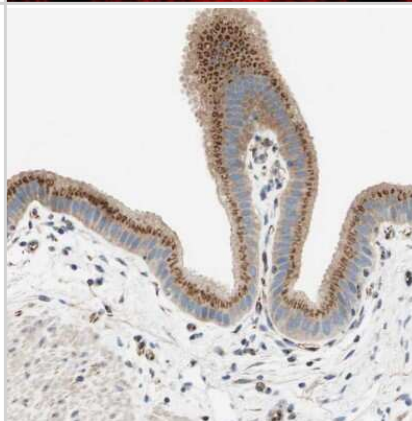
Western Blot: TATA Element Modulatory Factor 1 Antibody [NBP1-90117] - Analysis in U-87MG ATCC cells transfected with control siRNA, target specific siRNA probe #1 and #2, using Anti-TMF1 antibody. Remaining relative intensity is presented. Loading control: Anti-GAPDH.



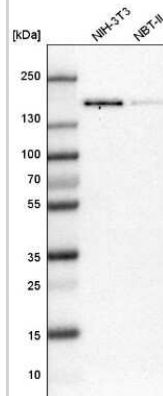
Immunocytochemistry/Immunofluorescence: TATA Element Modulatory Factor 1 Antibody [NBP1-90117] - Staining of human cell line U-2 OS shows localization to the Golgi apparatus. Antibody staining is shown in green.



Immunohistochemistry-Paraffin: TATA Element Modulatory Factor 1 Antibody [NBP1-90117] - Staining of human gallbladder shows strong cytoplasmic positivity in glandular cells.



Western Blot: TATA Element Modulatory Factor 1 Antibody [NBP1-90117] - Analysis in mouse cell line NIH-3T3 and rat cell line NBT-II.



Publications

Wong M, Munro S. The specificity of vesicle traffic to the Golgi is encoded in the golgin coiled-coil proteins. *Science* 2014-10-31 [PMID: 25359980] (ICC/IF, Human)

Arabi A, Ullah K, Branca RM et al. Proteomic screen reveals Fbw7 as a modulator of the NF-kappa pathway. *Nat Commun* 2012-01-01 [PMID: 22864569]

Bel S, Elkis Y, Lerer-Goldstein T et al. Loss of TMF/ARA160 Protein Renders Colonic Mucus Refractory to Bacterial Colonization and Diminishes Intestinal Susceptibility to Acute Colitis. *J Biol Chem* 2012-07-20 [PMID: 22553199]





Novus Biologicals USA

10730 E. Briarwood Avenue
Centennial, CO 80112
USA
Phone: 303.730.1950
Toll Free: 1.888.506.6887
Fax: 303.730.1966
nb-customerservice@bio-techne.com

Bio-Techne Canada

21 Canmotor Ave
Toronto, ON M8Z 4E6
Canada
Phone: 905.827.6400
Toll Free: 855.668.8722
Fax: 905.827.6402
canada.inquires@bio-techne.com

Bio-Techne Ltd

19 Barton Lane
Abingdon Science Park
Abingdon, OX14 3NB, United Kingdom
Phone: (44) (0) 1235 529449
Free Phone: 0800 37 34 15
Fax: (44) (0) 1235 533420
info.EMEA@bio-techne.com

General Contact Information

www.novusbio.com
Technical Support: nb-technical@bio-techne.com
Orders: nb-customerservice@bio-techne.com
General: novus@novusbio.com

Products Related to NBP1-90117

NBP1-90117PEP	TATA Element Modulatory Factor 1 Recombinant Protein Antigen
HAF008	Goat anti-Rabbit IgG Secondary Antibody [HRP]
NB7160	Goat anti-Rabbit IgG (H+L) Secondary Antibody [HRP]
NBP2-24891	Rabbit IgG Isotype Control

Limitations

This product is for research use only and is not approved for use in humans or in clinical diagnosis. Primary Antibodies are guaranteed for 1 year from date of receipt.

For more information on our 100% guarantee, please visit www.novusbio.com/guarantee

Earn gift cards/discounts by submitting a review: www.novusbio.com/reviews/submit/NBP1-90117

Earn gift cards/discounts by submitting a publication using this product:
www.novusbio.com/publications

