

Product Datasheet

ATPase Inhibitory Factor 1 Antibody - BSA Free NBP1-90069

Unit Size: 0.1 ml

Store at 4C short term. Aliquot and store at -20C long term. Avoid freeze-thaw cycles.

www.novusbio.com



technical@novusbio.com

Publications: 1

Protocols, Publications, Related Products, Reviews, Research Tools and Images at:
www.novusbio.com/NBP1-90069

Updated 2/21/2025 v.20.1

Earn rewards for product
reviews and publications.

Submit a publication at www.novusbio.com/publications

Submit a review at www.novusbio.com/reviews/destination/NBP1-90069



NBP1-90069**ATPase Inhibitory Factor 1 Antibody - BSA Free****Product Information**

Unit Size	0.1 ml
Concentration	Concentrations vary lot to lot. See vial label for concentration. If unlisted please contact technical services.
Storage	Store at 4C short term. Aliquot and store at -20C long term. Avoid freeze-thaw cycles.
Clonality	Polyclonal
Preservative	0.02% Sodium Azide
Isotype	IgG
Purity	Immunogen affinity purified
Buffer	PBS (pH 7.2) and 40% Glycerol

Product Description

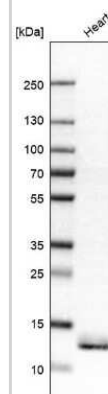
Host	Rabbit
Gene ID	93974
Gene Symbol	ATP5IF1
Species	Human
Reactivity Notes	Reactivity reported in scientific literature (PMID: 22971420)
Immunogen	This antibody was developed against Recombinant Protein corresponding to amino acids: VRTMQARGFGSDQSENVDRGAGSIREAGGAFGKREQAEEERYFRAQSREQL AALKKHHEEEIVHHKKEIERLQKEIERHKQKIKMLK

Product Application Details

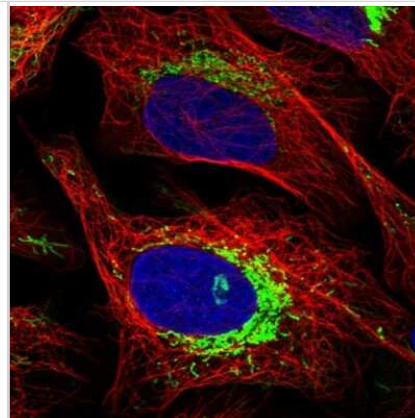
Applications	Western Blot, Immunocytochemistry/ Immunofluorescence, Immunohistochemistry, Immunohistochemistry-Paraffin
Recommended Dilutions	Western Blot 0.04 - 0.4 ug/ml, Immunohistochemistry 1:50 - 1:200, Immunocytochemistry/ Immunofluorescence 0.25-2 ug/ml, Immunohistochemistry-Paraffin 1:50-1:200
Application Notes	For IHC-Paraffin, HIER pH 6 retrieval is recommended. ICC/IF Fixation Permeabilization: Use PFA/Triton X-100.

Images

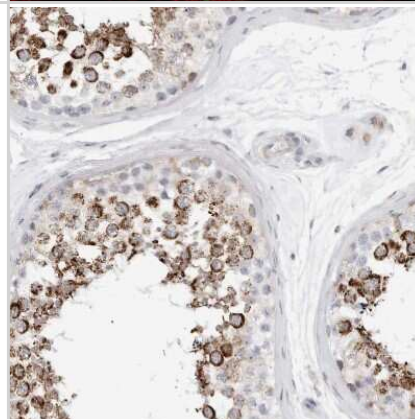
Western Blot: ATPase Inhibitory Factor 1 Antibody [NBP1-90069] - Analysis in human heart tissue.



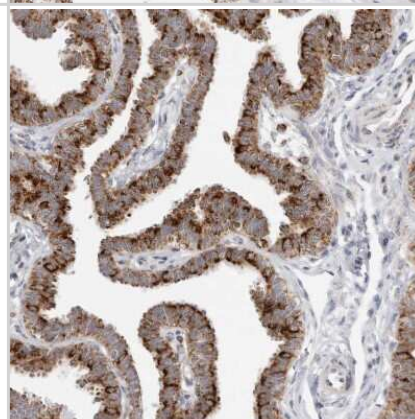
Immunocytochemistry/Immunofluorescence: ATPase Inhibitory Factor 1 Antibody [NBP1-90069] - Staining of human cell line U-2 OS shows localization to mitochondria. Antibody staining is shown in green.



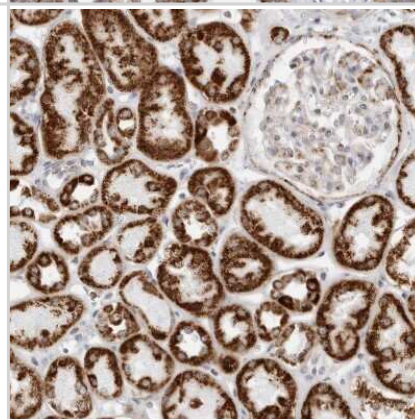
Immunohistochemistry-Paraffin: ATPase Inhibitory Factor 1 Antibody [NBP1-90069] - Staining of human testis shows strong cytoplasmic granular positivity in cells in seminiferous ducts.



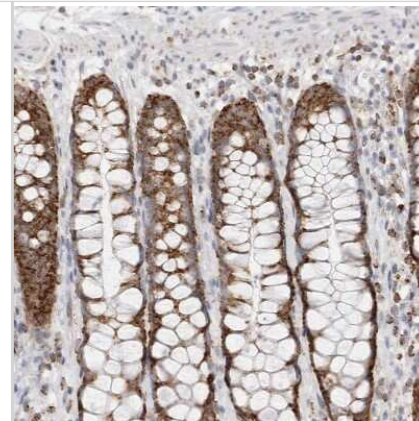
Immunohistochemistry-Paraffin: ATPase Inhibitory Factor 1 Antibody [NBP1-90069] - Staining of human fallopian tube shows strong cytoplasmic granular positivity in glandular cells.



Immunohistochemistry-Paraffin: ATPase Inhibitory Factor 1 Antibody [NBP1-90069] - Staining of human kidney shows strong cytoplasmic granular positivity in cells in tubules.



Immunohistochemistry-Paraffin: ATPase Inhibitory Factor 1 Antibody [NBP1-90069] - Staining of human rectum shows strong cytoplasmic granular positivity in glandular cells.



Publications

Kampf C, Bergman J, Oksvold P et al. A tool to facilitate clinical biomarker studies - a tissue dictionary based on the Human Protein Atlas. BMC Med 2012-09-12 [PMID: 22971420]



Novus Biologicals USA

10730 E. Briarwood Avenue
Centennial, CO 80112
USA
Phone: 303.730.1950
Toll Free: 1.888.506.6887
Fax: 303.730.1966
nb-customerservice@bio-techne.com

Bio-Techne Canada

21 Canmotor Ave
Toronto, ON M8Z 4E6
Canada
Phone: 905.827.6400
Toll Free: 855.668.8722
Fax: 905.827.6402
canada.inquires@bio-techne.com

Bio-Techne Ltd

19 Barton Lane
Abingdon Science Park
Abingdon, OX14 3NB, United Kingdom
Phone: (44) (0) 1235 529449
Free Phone: 0800 37 34 15
Fax: (44) (0) 1235 533420
info.EMEA@bio-techne.com

General Contact Information

www.novusbio.com
Technical Support: nb-technical@bio-techne.com
Orders: nb-customerservice@bio-techne.com
General: novus@novusbio.com

Products Related to NBP1-90069

NBP1-90069PEP	ATPase Inhibitory Factor 1 Recombinant Protein Antigen
HAF008	Goat anti-Rabbit IgG Secondary Antibody [HRP]
NB7160	Goat anti-Rabbit IgG (H+L) Secondary Antibody [HRP]
NBP2-24891	Rabbit IgG Isotype Control

Limitations

This product is for research use only and is not approved for use in humans or in clinical diagnosis. Primary Antibodies are guaranteed for 1 year from date of receipt.

For more information on our 100% guarantee, please visit www.novusbio.com/guarantee

Earn gift cards/discounts by submitting a review: www.novusbio.com/reviews/submit/NBP1-90069

Earn gift cards/discounts by submitting a publication using this product:
www.novusbio.com/publications

