

Product Datasheet

Metallothionein-3 Antibody

NBP1-89772

Unit Size: 0.1 ml

Store at 4C short term. Aliquot and store at -20C long term. Avoid freeze-thaw cycles.

www.novusbio.com



technical@novusbio.com

Reviews: 1 Publications: 2

Protocols, Publications, Related Products, Reviews, Research Tools and Images at:
www.novusbio.com/NBP1-89772

Updated 10/17/2023 v.20.1

Earn rewards for product reviews and publications.

Submit a publication at www.novusbio.com/publications

Submit a review at www.novusbio.com/reviews/destination/NBP1-89772



NBP1-89772

Metallothionein-3 Antibody

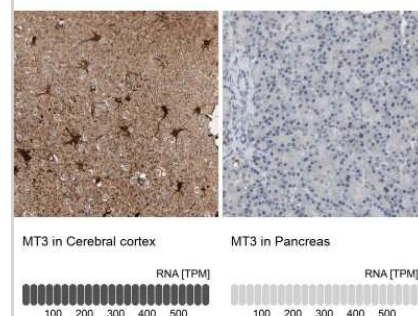
Product Information	
Unit Size	0.1 ml
Concentration	Concentrations vary lot to lot. See vial label for concentration. If unlisted please contact technical services.
Storage	Store at 4C short term. Aliquot and store at -20C long term. Avoid freeze-thaw cycles.
Clonality	Polyclonal
Preservative	0.02% Sodium Azide
Isotype	IgG
Purity	Immunogen affinity purified
Buffer	PBS (pH 7.2) and 40% Glycerol

Product Description	
Host	Rabbit
Gene ID	4504
Gene Symbol	MT3
Species	Human, Mouse
Reactivity Notes	Immunogen displays the following percentage of sequence identity for non-tested species: Rat (83%). Mouse reactivity reported from a verified customer review.
Immunogen	This antibody was developed against Recombinant Protein corresponding to amino acids: MDPETCPCPSGGSCADCKCEGCKCTSCCKSCCSCCPAECEKCAKDCVC KGGEEAEAEKCS

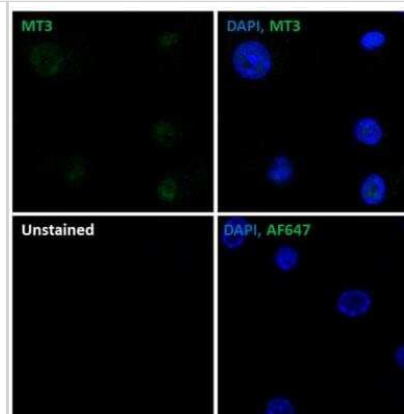
Product Application Details	
Applications	Immunocytochemistry/Immunofluorescence, Immunohistochemistry, Immunohistochemistry-Paraffin
Recommended Dilutions	Immunohistochemistry 1:50 - 1:200, Immunocytochemistry/Immunofluorescence -Validated from a verified customer review., Immunohistochemistry-Paraffin 1:50 - 1:200
Application Notes	For IHC-Paraffin, HIER pH 6 retrieval is recommended.

Images

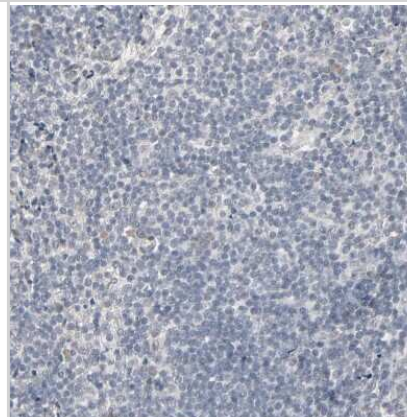
Immunohistochemistry-Paraffin: Metallothionein-3 Antibody [NBP1-89772] - Analysis in human cerebral cortex and pancreas tissues. Corresponding Metallothionein-3 RNA-seq data are presented for the same tissues.



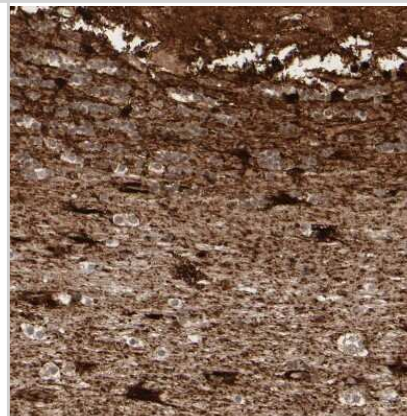
Immunocytochemistry/Immunofluorescence: Metallothionein-3 Antibody [NBP1-89772] - Expression in mouse primary bone marrow derived macrophages. Image submitted by a verified customer review.



Immunohistochemistry-Paraffin: Metallothionein-3 Antibody [NBP1-89772] - Staining of human tonsil shows no positivity in non-germinal center cells as expected.



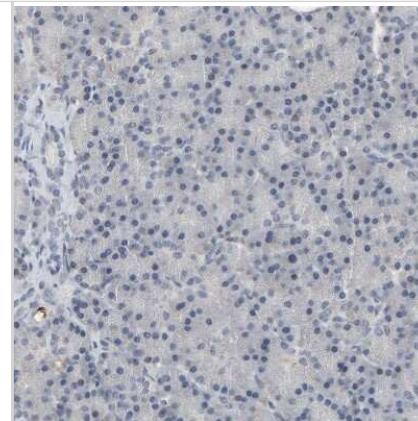
Immunohistochemistry-Paraffin: Metallothionein-3 Antibody [NBP1-89772] - Staining of human cerebellum shows very strong cytoplasmic positivity in astrocytes.



Immunohistochemistry-Paraffin: Metallothionein-3 Antibody [NBP1-89772] - Staining of human cerebral cortex shows strong cytoplasmic positivity in astrocytes.



Immunohistochemistry-Paraffin: Metallothionein-3 Antibody [NBP1-89772] - Staining of human pancreas shows no positivity in exocrine glandular cells as expected.



Publications

Chowdhury D, Alrefai H, Landero Figueroa JA et al. Metallothionein 3 Controls the Phenotype and Metabolic Programming of Alternatively Activated Macrophages Cell Rep 2019-06-25 [PMID: 31242420] (ICC/IF, Mouse)

Alvarez L, Gonzalez-Iglesias H, Garcia M et al. The Stoichiometric Transition from Zn₆Cu₁-Metallothionein to Zn₇-Metallothionein Underlies the Up-regulation of Metallothionein (MT) Expression: QUANTITATIVE ANALYSIS OF MT-METAL LOAD IN EYE CELLS. J Biol Chem 2012-08-17 [PMID: 22722935]



Novus Biologicals USA

10730 E. Briarwood Avenue
Centennial, CO 80112
USA
Phone: 303.730.1950
Toll Free: 1.888.506.6887
Fax: 303.730.1966
nb-customerservice@bio-techne.com

Bio-Techne Canada

21 Canmotor Ave
Toronto, ON M8Z 4E6
Canada
Phone: 905.827.6400
Toll Free: 855.668.8722
Fax: 905.827.6402
canada.inquires@bio-techne.com

Bio-Techne Ltd

19 Barton Lane
Abingdon Science Park
Abingdon, OX14 3NB, United Kingdom
Phone: (44) (0) 1235 529449
Free Phone: 0800 37 34 15
Fax: (44) (0) 1235 533420
info.EMEA@bio-techne.com

General Contact Information

www.novusbio.com
Technical Support: nb-technical@bio-techne.com
Orders: nb-customerservice@bio-techne.com
General: novus@novusbio.com

Products Related to NBP1-89772

NBP1-89772PEP	Metallothionein-3 Recombinant Protein Antigen
HAF008	Goat anti-Rabbit IgG Secondary Antibody [HRP]
NB7160	Goat anti-Rabbit IgG (H+L) Secondary Antibody [HRP]
NBP2-24891	Rabbit IgG Isotype Control

Limitations

This product is for research use only and is not approved for use in humans or in clinical diagnosis. Primary Antibodies are guaranteed for 1 year from date of receipt.

For more information on our 100% guarantee, please visit www.novusbio.com/guarantee

Earn gift cards/discounts by submitting a review: www.novusbio.com/reviews/submit/NBP1-89772

Earn gift cards/discounts by submitting a publication using this product:
www.novusbio.com/publications

