

# Product Datasheet

## Frizzled-6 Antibody - BSA Free

### NBP1-89702

Unit Size: 0.1 ml

Store at 4C short term. Aliquot and store at -20C long term. Avoid freeze-thaw cycles.

[www.novusbio.com](http://www.novusbio.com)



[technical@novusbio.com](mailto:technical@novusbio.com)

#### Publications: 3

Protocols, Publications, Related Products, Reviews, Research Tools and Images at:  
[www.novusbio.com/NBP1-89702](http://www.novusbio.com/NBP1-89702)

Updated 9/9/2025 v.20.1

Earn rewards for product  
reviews and publications.

Submit a publication at [www.novusbio.com/publications](http://www.novusbio.com/publications)

Submit a review at [www.novusbio.com/reviews/destination/NBP1-89702](http://www.novusbio.com/reviews/destination/NBP1-89702)



**NBP1-89702**

Frizzled-6 Antibody - BSA Free

Product Information	
Unit Size	0.1 ml
Concentration	Concentrations vary lot to lot. See vial label for concentration. If unlisted please contact technical services.
Storage	Store at 4C short term. Aliquot and store at -20C long term. Avoid freeze-thaw cycles.
Clonality	Polyclonal
Preservative	0.02% Sodium Azide
Isotype	IgG
Purity	Immunogen affinity purified
Buffer	PBS (pH 7.2) and 40% Glycerol

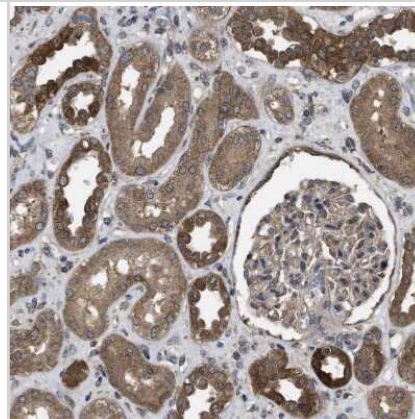
Product Description	
Description	Novus Biologicals Rabbit Frizzled-6 Antibody - BSA Free (NBP1-89702) is a polyclonal antibody validated for use in IHC and WB. Anti-Frizzled-6 Antibody: Cited in 3 publications. All Novus Biologicals antibodies are covered by our 100% guarantee.
Host	Rabbit
Gene ID	8323
Gene Symbol	FZD6
Species	Human
Immunogen	This antibody was developed against Recombinant Protein corresponding to amino acids: TSTGATANHGTSVAITSHDYLGQETLTEIQTSPETSMREVKADGASTPRLREQ DCGEPASPAASISRLSGEQVDGKGQAGSVSESARSEGRISPKSDITDTGLAQS NNLQVPSSEPSLKGSTSLVHPVS

Product Application Details	
Applications	Immunohistochemistry-Paraffin, Immunohistochemistry
Recommended Dilutions	Immunohistochemistry 1:50-1:200, Immunohistochemistry-Paraffin 1:50-1:200
Application Notes	For IHC-Paraffin, HIER pH 6 retrieval is recommended.

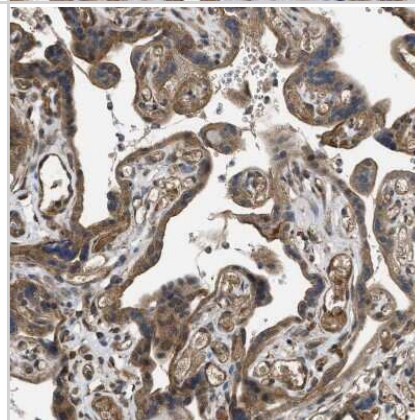


## Images

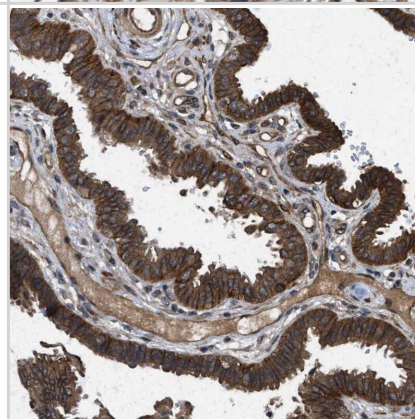
Immunohistochemistry-Paraffin: Frizzled-6 Antibody [NBP1-89702] - Staining of human kidney shows moderate to strong cytoplasmic positivity in cells in tubules.



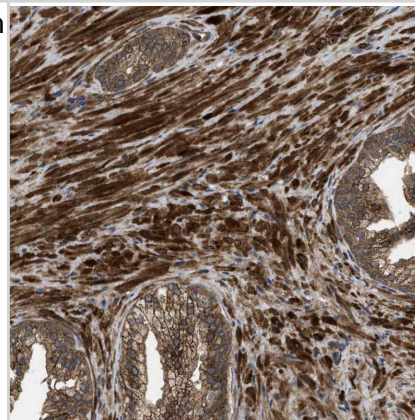
Immunohistochemistry-Paraffin: Frizzled-6 Antibody [NBP1-89702] - Staining of human placenta shows moderate cytoplasmic and membranous positivity in trophoblastic cells.



Staining of human Fallopian tube shows strong cytoplasmic and membranous positivity in glandular cells.



Staining of human prostate shows strong cytoplasmic positivity in smooth muscle cells.



## Publications

Catalano T, D'Amico E, Moscatello C et al. Oxidative Distress Induces Wnt/?-Catenin Pathway Modulation in Colorectal Cancer Cells: Perspectives on APC Retained Functions Cancers (Basel) 2021-11-30 [PMID: 34885156] (Western Blot, Human)

C Liu, M Zhang, X Yan, Y Ni, Y Gong, C Wang, X Zhang, L Wan, H Yang, C Ge, Y Li, W Zou, R Huang, X Li, B Sun, B Liu, J Yue, J Yu Single-cell dissection of cellular and molecular features underlying human cervical squamous cell carcinoma initiation and progression Science Advances, 2023-01-27;9(4):eadd8977. 2023-01-27 [PMID: 36706185] (Western Blot, Human)

Valnohova J, Kowalski-Jahn M, Sunahara RK, Schulte G. Functional dissection of the N-terminal extracellular domains of Frizzled 6 reveals their roles for receptor localization and Dishevelled recruitment. J. Biol. Chem. 2018-09-20 [PMID: 30237173] (WB, Human)





### **Novus Biologicals USA**

10730 E. Briarwood Avenue  
Centennial, CO 80112  
USA  
Phone: 303.730.1950  
Toll Free: 1.888.506.6887  
Fax: 303.730.1966  
nb-customerservice@bio-techne.com

### **Bio-Techne Canada**

21 Canmotor Ave  
Toronto, ON M8Z 4E6  
Canada  
Phone: 905.827.6400  
Toll Free: 855.668.8722  
Fax: 905.827.6402  
canada.inquires@bio-techne.com

### **Bio-Techne Ltd**

19 Barton Lane  
Abingdon Science Park  
Abingdon, OX14 3NB, United Kingdom  
Phone: (44) (0) 1235 529449  
Free Phone: 0800 37 34 15  
Fax: (44) (0) 1235 533420  
info.EMEA@bio-techne.com

### **General Contact Information**

www.novusbio.com  
Technical Support: nb-technical@bio-techne.com  
Orders: nb-customerservice@bio-techne.com  
General: novus@novusbio.com

### **Products Related to NBP1-89702**

---

NBP1-89702PEP	Frizzled-6 Recombinant Protein Antigen
HAF008	Goat anti-Rabbit IgG Secondary Antibody [HRP]
NB7160	Goat anti-Rabbit IgG (H+L) Secondary Antibody [HRP]
NBP2-24891	Rabbit IgG Isotype Control

---

### **Limitations**

This product is for research use only and is not approved for use in humans or in clinical diagnosis. Primary Antibodies are guaranteed for 1 year from date of receipt.

For more information on our 100% guarantee, please visit [www.novusbio.com/guarantee](http://www.novusbio.com/guarantee)

Earn gift cards/discounts by submitting a review: [www.novusbio.com/reviews/submit/NBP1-89702](http://www.novusbio.com/reviews/submit/NBP1-89702)

Earn gift cards/discounts by submitting a publication using this product:  
[www.novusbio.com/publications](http://www.novusbio.com/publications)

