

Product Datasheet

KMT2D Antibody - BSA Free

NBP1-89123

Unit Size: 0.1 ml

Store at 4C short term. Aliquot and store at -20C long term. Avoid freeze-thaw cycles.

www.novusbio.com



technical@novusbio.com

Publications: 4

Protocols, Publications, Related Products, Reviews, Research Tools and Images at:
www.novusbio.com/NBP1-89123

Updated 2/21/2025 v.20.1

Earn rewards for product
reviews and publications.

Submit a publication at www.novusbio.com/publications

Submit a review at www.novusbio.com/reviews/destination/NBP1-89123



NBP1-89123

KMT2D Antibody - BSA Free

Product Information	
Unit Size	0.1 ml
Concentration	Concentrations vary lot to lot. See vial label for concentration. If unlisted please contact technical services.
Storage	Store at 4C short term. Aliquot and store at -20C long term. Avoid freeze-thaw cycles.
Clonality	Polyclonal
Preservative	0.02% Sodium Azide
Isotype	IgG
Purity	Immunogen affinity purified
Buffer	PBS (pH 7.2) and 40% Glycerol

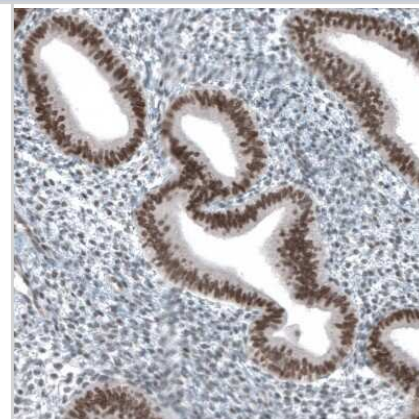
Product Description	
Host	Rabbit
Gene ID	8085
Gene Symbol	KMT2D
Species	Human
Reactivity Notes	Rat (84%).
Immunogen	This antibody was developed against Recombinant Protein corresponding to amino acids: AQLADTLFSKGLGPWDPPDNLAETQKPEQSSLVPGHLDQVNGQVVPEASQLSI KQEPREEPCALGAQSVKREANGEPIGAPGTSNHLLLAGPRSEAGHLLLQKLLR AKNVQLSTGRGSEGLRAEINGHI

Product Application Details	
Applications	Immunohistochemistry, Immunohistochemistry-Paraffin
Recommended Dilutions	Immunohistochemistry 1:50 - 1:200, Immunohistochemistry-Paraffin 1:50 - 1:200
Application Notes	For IHC-Paraffin, HIER pH 6 retrieval is recommended.

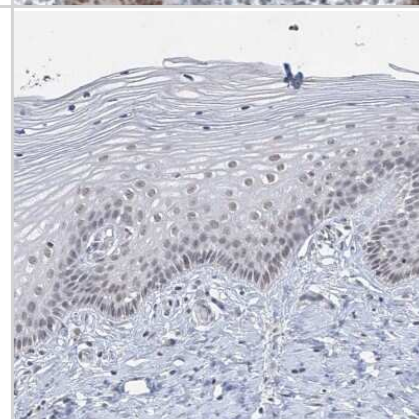


Images

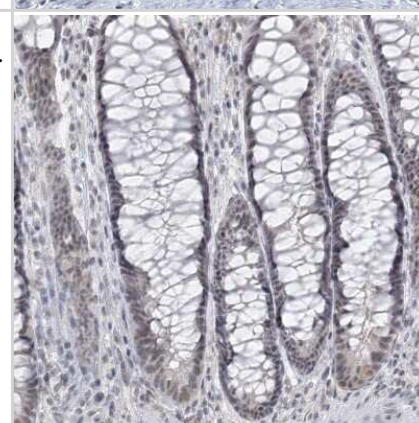
Immunohistochemistry-Paraffin: KMT2D Antibody [NBP1-89123] - Staining of human endometrium shows moderate nuclear positivity in glandular cells.



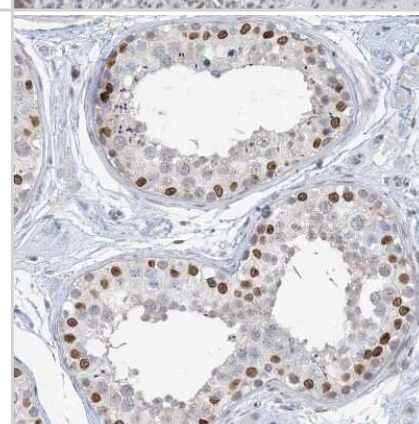
Immunohistochemistry-Paraffin: KMT2D Antibody [NBP1-89123] - Staining of human cervix, uterine shows weak nuclear positivity in squamous epithelial cells.



Immunohistochemistry-Paraffin: KMT2D Antibody [NBP1-89123] - Staining of human rectum shows moderate nuclear positivity in glandular cells.



Immunohistochemistry-Paraffin: KMT2D Antibody [NBP1-89123] - Staining of human testis shows moderate nuclear positivity in cells in seminiferous ducts.



Publications

Puvvula PK, Yu Y, Sullivan KR et al. Inhibiting an RBM39/MLL1 epigenomic regulatory complex with dominant-negative peptides disrupts cancer cell transcription and proliferation Cell reports 2021-06-01 [PMID: 34077726] (WB, Human)

Kim J, Park J, Shin S et al. Neo-Fs Index: A Novel Immunohistochemical Biomarker Panel Predicts Survival and Response to Anti-Angiogenetic Agents in Clear Cell Renal Cell Carcinoma Cancers 2021-03-10 [PMID: 33801954] (IF/IHC, Human)

Jiyuan Zhang, David Dominguez-Sola, Shafinaz Hussein et al. Disruption of KMT2D perturbs germinal center B cell development and promotes lymphomagenesis. Nature Medicine 2015-09-14 [PMID: 26366712] (IF/IHC, ICC/IF, Human)

Dubuc AM, Remke M, Korshunov A et al. Aberrant patterns of H3K4 and H3K27 histone lysine methylation occur across subgroups in medulloblastoma. Acta Neuropathol 2013-03-01 [PMID: 23184418]





Novus Biologicals USA

10730 E. Briarwood Avenue
Centennial, CO 80112
USA
Phone: 303.730.1950
Toll Free: 1.888.506.6887
Fax: 303.730.1966
nb-customerservice@bio-techne.com

Bio-Techne Canada

21 Canmotor Ave
Toronto, ON M8Z 4E6
Canada
Phone: 905.827.6400
Toll Free: 855.668.8722
Fax: 905.827.6402
canada.inquires@bio-techne.com

Bio-Techne Ltd

19 Barton Lane
Abingdon Science Park
Abingdon, OX14 3NB, United Kingdom
Phone: (44) (0) 1235 529449
Free Phone: 0800 37 34 15
Fax: (44) (0) 1235 533420
info.EMEA@bio-techne.com

General Contact Information

www.novusbio.com
Technical Support: nb-technical@bio-techne.com
Orders: nb-customerservice@bio-techne.com
General: novus@novusbio.com

Products Related to NBP1-89123

NBP1-89123PEP	KMT2D Recombinant Protein Antigen
HAF008	Goat anti-Rabbit IgG Secondary Antibody [HRP]
NB7160	Goat anti-Rabbit IgG (H+L) Secondary Antibody [HRP]
NBP2-24891	Rabbit IgG Isotype Control

Limitations

This product is for research use only and is not approved for use in humans or in clinical diagnosis. Primary Antibodies are guaranteed for 1 year from date of receipt.

For more information on our 100% guarantee, please visit www.novusbio.com/guarantee

Earn gift cards/discounts by submitting a review: www.novusbio.com/reviews/submit/NBP1-89123

Earn gift cards/discounts by submitting a publication using this product:
www.novusbio.com/publications

