

Product Datasheet

TFAP4 Antibody - BSA Free

NBP1-89060

Unit Size: 100 ul

Store at 4C short term. Aliquot and store at -20C long term. Avoid freeze-thaw cycles.

www.novusbio.com



technical@novusbio.com

Publications: 1

Protocols, Publications, Related Products, Reviews, Research Tools and Images at:
www.novusbio.com/NBP1-89060

Updated 9/9/2025 v.20.1

Earn rewards for product
reviews and publications.

Submit a publication at www.novusbio.com/publications

Submit a review at www.novusbio.com/reviews/destination/NBP1-89060



NBP1-89060

TFAP4 Antibody - BSA Free

Product Information

Unit Size	100 ul
Concentration	Concentrations vary lot to lot. See vial label for concentration. If unlisted please contact technical services.
Storage	Store at 4C short term. Aliquot and store at -20C long term. Avoid freeze-thaw cycles.
Clonality	Polyclonal
Preservative	0.02% Sodium Azide
Isotype	IgG
Purity	Immunogen affinity purified
Buffer	PBS (pH 7.2) and 40% Glycerol

Product Description

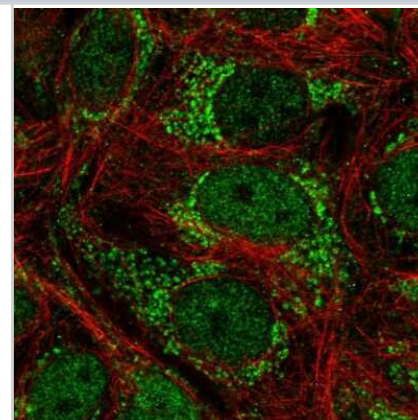
Description	Novus Biologicals Rabbit TFAP4 Antibody - BSA Free (NBP1-89060) is a polyclonal antibody validated for use in IHC and ICC/IF. Anti-TFAP4 Antibody: Cited in 1 publication. All Novus Biologicals antibodies are covered by our 100% guarantee.
Host	Rabbit
Gene ID	7023
Gene Symbol	TFAP4
Species	Human
Immunogen	This antibody was developed against Recombinant Protein corresponding to amino acids: YFMVPTQKVPSLQHFRTKEKEVIGGLCSLANIPLTPETQRDQERRIRREIANSNE RRRMQSINAGFQSLKTLIPHTDGEKLSKAAILQQTAEYIFSLEQEKTRLLQQNTQ LKRFIQELSGSSPKRRRAEDKDDEGIGSPDIWEDEK

Product Application Details

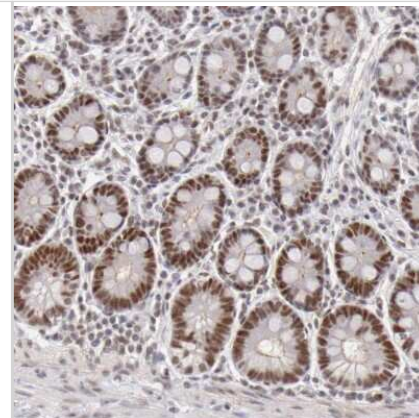
Applications	Immunohistochemistry-Paraffin, Immunocytochemistry/ Immunofluorescence, Immunohistochemistry
Recommended Dilutions	Immunohistochemistry 1:50 - 1:200, Immunocytochemistry/ Immunofluorescence 0.25-2 ug/ml, Immunohistochemistry-Paraffin 1:50 - 1:200
Application Notes	For IHC-Paraffin, HIER pH 6 retrieval is recommended. ICC/IF Fixation Permeabilization: Use PFA/Triton X-100.

Images

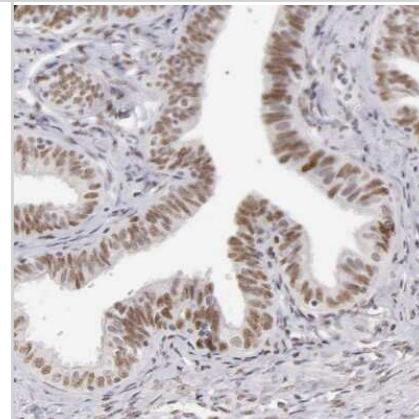
Immunocytochemistry/Immunofluorescence: TFAP4 Antibody [NBP1-89060] - Staining of human cell line MCF7 shows localization to nucleoplasm & mitochondria. Antibody staining is shown in green.



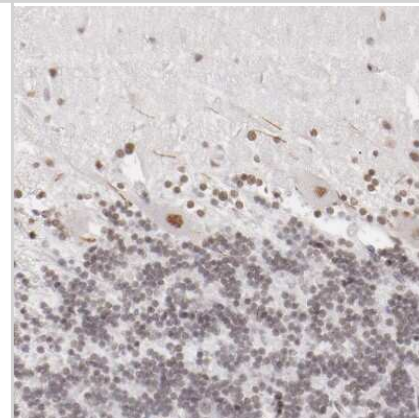
Immunohistochemistry-Paraffin: TFAP4 Antibody [NBP1-89060] - Staining of human duodenum shows moderate nuclear positivity in glandular cells.



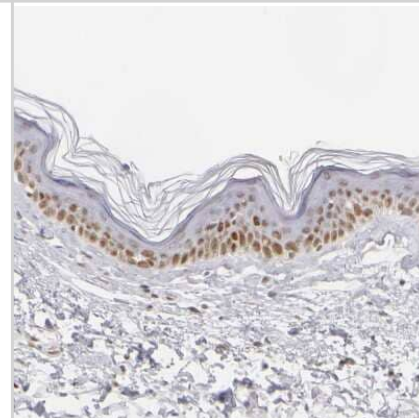
Immunohistochemistry-Paraffin: TFAP4 Antibody [NBP1-89060] - Staining of human Fallopian tube shows moderate nuclear positivity in glandular cells.



Immunohistochemistry-Paraffin: TFAP4 Antibody [NBP1-89060] - Staining of human cerebellum shows moderate nuclear positivity in Purkinje cells.



Immunohistochemistry-Paraffin: TFAP4 Antibody [NBP1-89060] - Staining of human skin shows weak nuclear positivity in squamous epithelial cells.



Publications

Jackstadt R, Roh S, Neumann J et al. AP4 is a mediator of epithelial-mesenchymal transition and metastasis in colorectal cancer. J Exp Med 2013-07-01 [PMID: 23752226]



Novus Biologicals USA

10730 E. Briarwood Avenue
Centennial, CO 80112
USA
Phone: 303.730.1950
Toll Free: 1.888.506.6887
Fax: 303.730.1966
nb-customerservice@bio-techne.com

Bio-Techne Canada

21 Canmotor Ave
Toronto, ON M8Z 4E6
Canada
Phone: 905.827.6400
Toll Free: 855.668.8722
Fax: 905.827.6402
canada.inquires@bio-techne.com

Bio-Techne Ltd

19 Barton Lane
Abingdon Science Park
Abingdon, OX14 3NB, United Kingdom
Phone: (44) (0) 1235 529449
Free Phone: 0800 37 34 15
Fax: (44) (0) 1235 533420
info.EMEA@bio-techne.com

General Contact Information

www.novusbio.com
Technical Support: nb-technical@bio-techne.com
Orders: nb-customerservice@bio-techne.com
General: novus@novusbio.com

Products Related to NBP1-89060

NBP1-89060PEP	TFAP4 Recombinant Protein Antigen
HAF008	Goat anti-Rabbit IgG Secondary Antibody [HRP]
NB7160	Goat anti-Rabbit IgG (H+L) Secondary Antibody [HRP]
NBP2-24891	Rabbit IgG Isotype Control

Limitations

This product is for research use only and is not approved for use in humans or in clinical diagnosis. Primary Antibodies are guaranteed for 1 year from date of receipt.

For more information on our 100% guarantee, please visit www.novusbio.com/guarantee

Earn gift cards/discounts by submitting a review: www.novusbio.com/reviews/submit/NBP1-89060

Earn gift cards/discounts by submitting a publication using this product:
www.novusbio.com/publications

