

Product Datasheet

NDUFC2 Antibody - BSA Free

NBP1-88934

Unit Size: 0.1 ml

Store at 4C short term. Aliquot and store at -20C long term. Avoid freeze-thaw cycles.

www.novusbio.com



technical@novusbio.com

Protocols, Publications, Related Products, Reviews, Research Tools and Images at:
www.novusbio.com/NBP1-88934

Updated 10/28/2025 v.20.1

Earn rewards for product
reviews and publications.

Submit a publication at www.novusbio.com/publications

Submit a review at www.novusbio.com/reviews/destination/NBP1-88934



NBP1-88934

NDUFC2 Antibody - BSA Free

Product Information

Unit Size	0.1 ml
Concentration	Concentrations vary lot to lot. See vial label for concentration. If unlisted please contact technical services.
Storage	Store at 4C short term. Aliquot and store at -20C long term. Avoid freeze-thaw cycles.
Clonality	Polyclonal
Preservative	0.02% Sodium Azide
Isotype	IgG
Purity	Immunogen affinity purified
Buffer	PBS (pH 7.2) and 40% Glycerol

Product Description

Description	Novus Biologicals Rabbit NDUFC2 Antibody - BSA Free (NBP1-88934) is a polyclonal antibody validated for use in IHC, WB and Simple Western. All Novus Biologicals antibodies are covered by our 100% guarantee.
Host	Rabbit
Gene ID	4718
Gene Symbol	NDUFC2
Species	Human
Immunogen	This antibody was developed against Recombinant Protein corresponding to amino acids: MIARRNPEPLRFLPDEARSLPPPKLTDPRLLYIGFLGYCSGLIDNLIRRRP

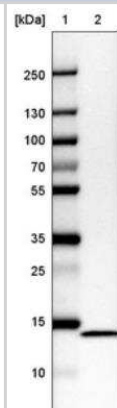
Product Application Details

Applications	Western Blot, Immunohistochemistry-Paraffin, Immunohistochemistry
Recommended Dilutions	Western Blot 0.04-0.4 ug/ml, Immunohistochemistry 1:20 - 1:50, Immunohistochemistry-Paraffin 1:20 - 1:50
Application Notes	For IHC-Paraffin, HIER pH 6 retrieval is recommended. Immunocytochemistry/Immunofluorescence Fixation Permeabilization: Use PFA/Triton X-100. In Simple Western only 10-15 uL of the recommended dilution is used per data point. See Simple Western Antibody Database for Simple Western validation: Tested in HT-29 and HCT 116 lysates, separated by Size, antibody dilution of 1:10

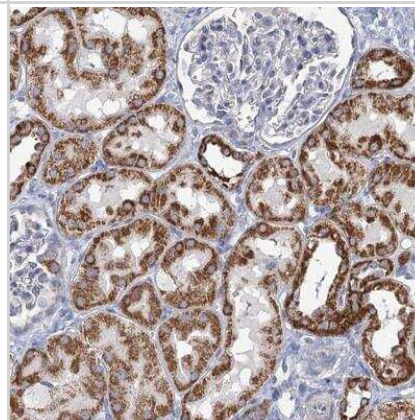


Images

Western Blot: NDUFC2 Antibody [NBP1-88934] - Lane 1: Marker [kDa] 250, 130, 100, 70, 55, 35, 25, 15, 10. Lane 2: CACO-2



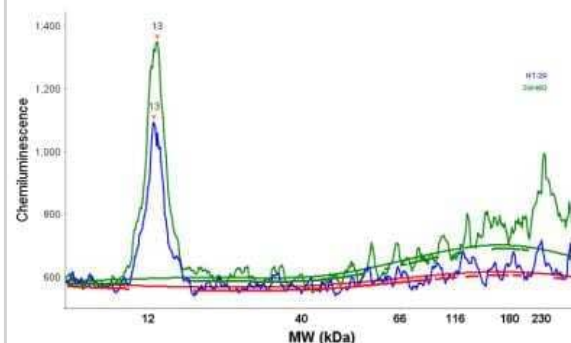
Immunohistochemistry: NDUFC2 Antibody [NBP1-88934] - Staining of human kidney shows strong cytoplasmic positivity in cells of tubules.



Simple Western: NDUFC2 Antibody [NBP1-88934] - Simple Western lane view shows a specific band for NDUFC2 in 0.2 mg/ml of HT-29 (left) and HCT 116 (right) lysate(s). This experiment was performed under reducing conditions using the 12-230 kDa separation systems.



Simple Western: NDUFC2 Antibody [NBP1-88934] - Electropherogram image of the corresponding Simple Western lane view. NDUFC2 antibody was used at 1:10 dilution on HT-29 and HCT 116 lysate(s) respectively.





Novus Biologicals USA

10730 E. Briarwood Avenue
Centennial, CO 80112
USA
Phone: 303.730.1950
Toll Free: 1.888.506.6887
Fax: 303.730.1966
nb-customerservice@bio-techne.com

Bio-Techne Canada

21 Canmotor Ave
Toronto, ON M8Z 4E6
Canada
Phone: 905.827.6400
Toll Free: 855.668.8722
Fax: 905.827.6402
canada.inquires@bio-techne.com

Bio-Techne Ltd

19 Barton Lane
Abingdon Science Park
Abingdon, OX14 3NB, United Kingdom
Phone: (44) (0) 1235 529449
Free Phone: 0800 37 34 15
Fax: (44) (0) 1235 533420
info.EMEA@bio-techne.com

General Contact Information

www.novusbio.com
Technical Support: nb-technical@bio-techne.com
Orders: nb-customerservice@bio-techne.com
General: novus@novusbio.com

Products Related to NBP1-88934

NBP1-88934PEP	NDUFC2 Recombinant Protein Antigen
HAF008	Goat anti-Rabbit IgG Secondary Antibody [HRP]
NB7160	Goat anti-Rabbit IgG (H+L) Secondary Antibody [HRP]
NBP2-24891	Rabbit IgG Isotype Control

Limitations

This product is for research use only and is not approved for use in humans or in clinical diagnosis. Primary Antibodies are guaranteed for 1 year from date of receipt.

For more information on our 100% guarantee, please visit www.novusbio.com/guarantee

Earn gift cards/discounts by submitting a review: www.novusbio.com/reviews/submit/NBP1-88934

Earn gift cards/discounts by submitting a publication using this product:
www.novusbio.com/publications

