

Product Datasheet

TCP1-beta Antibody - BSA Free

NBP1-88147

Unit Size: 0.1 ml

Store at 4C short term. Aliquot and store at -20C long term. Avoid freeze-thaw cycles.

www.novusbio.com



technical@novusbio.com

Protocols, Publications, Related Products, Reviews, Research Tools and Images at:
www.novusbio.com/NBP1-88147

Updated 2/21/2025 v.20.1

Earn rewards for product
reviews and publications.

Submit a publication at www.novusbio.com/publications

Submit a review at www.novusbio.com/reviews/destination/NBP1-88147



NBP1-88147

TCP1-beta Antibody - BSA Free

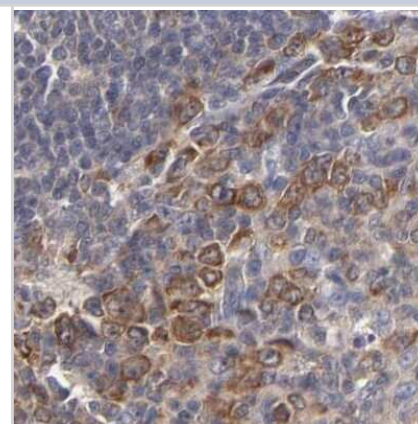
Product Information	
Unit Size	0.1 ml
Concentration	Concentrations vary lot to lot. See vial label for concentration. If unlisted please contact technical services.
Storage	Store at 4C short term. Aliquot and store at -20C long term. Avoid freeze-thaw cycles.
Clonality	Polyclonal
Preservative	0.02% Sodium Azide
Isotype	IgG
Purity	Immunogen affinity purified
Buffer	PBS (pH 7.2) and 40% Glycerol

Product Description	
Host	Rabbit
Gene ID	10576
Gene Symbol	CCT2
Species	Human, Mouse, Rat
Immunogen	This antibody was developed against Recombinant Protein corresponding to amino acids: DALCVLAQTVKDSRTVYGGGCSEMLMAHAVTQLANRTPGKEAVAMESYAKAL RMLPTIADNAGYDSADLVAQLRAAHSEGNTTAGLDMREGTIGDMAILGITESFQ VKRQVLLSAAEAAEVILRVDN

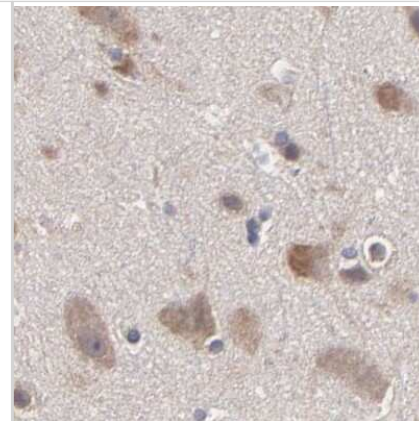
Product Application Details	
Applications	Western Blot, Immunohistochemistry, Immunohistochemistry-Paraffin
Recommended Dilutions	Western Blot 0.04-0.4 ug/ml, Immunohistochemistry 1:500 - 1:1000, Immunohistochemistry-Paraffin 1:500 - 1:1000
Application Notes	For IHC-Paraffin, HIER pH 6 retrieval is recommended. IF fixation permeabilization: PFA/Triton X-100.

Images

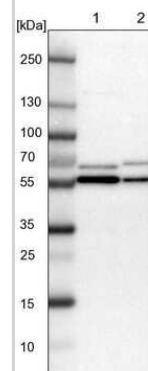
Western Blot: TCP1-beta Antibody [NBP1-88147] - Staining of human tonsil.



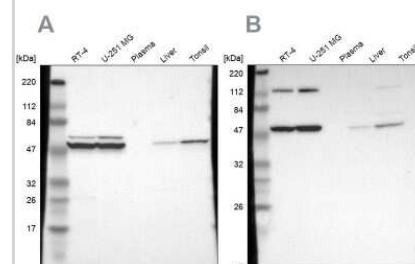
Immunohistochemistry-Paraffin: TCP1-beta Antibody [NBP1-88147] - Staining of human cerebral cortex.



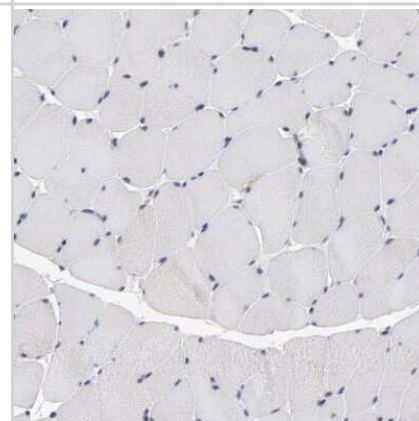
Western Blot: TCP1-beta Antibody [NBP1-88147] - Lane 1: NIH-3T3 cell lysate (Mouse embryonic fibroblast cells). Lane 2: NBT-II cell lysate (Rat Wistar bladder tumor cells).



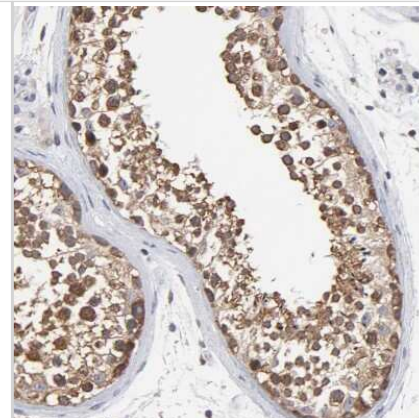
Western Blot: TCP1-beta Antibody [NBP1-88147] - Analysis using Anti-CCT2 antibody NBP1-88147 (A) shows similar pattern to independent antibody NBP1-88146 (B).



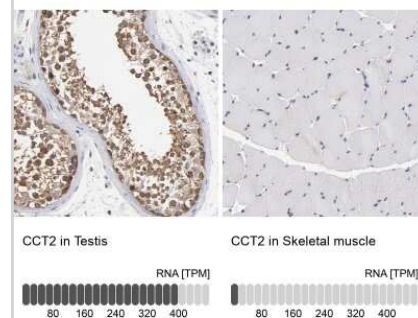
Immunohistochemistry-Paraffin: TCP1-beta Antibody [NBP1-88147] - Staining of human skeletal muscle shows low expression as expected.



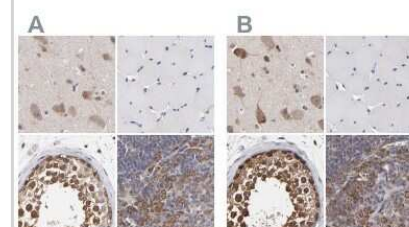
Immunohistochemistry-Paraffin: TCP1-beta Antibody [NBP1-88147] - Staining of human testis shows high expression.



Immunohistochemistry-Paraffin: TCP1-beta Antibody [NBP1-88147] - Staining in human testis and skeletal muscle tissues using anti-CCT2 antibody. Corresponding CCT2 RNA-seq data are presented for the same tissues.



Immunohistochemistry-Paraffin: TCP1-beta Antibody [NBP1-88147] - Staining of human cerebral cortex, skeletal muscle, testis and tonsil using Anti-CCT2 antibody NBP1-88147 (A) shows similar protein distribution across tissues to independent antibody NBP1-88146 (B).





Novus Biologicals USA

10730 E. Briarwood Avenue
Centennial, CO 80112
USA
Phone: 303.730.1950
Toll Free: 1.888.506.6887
Fax: 303.730.1966
nb-customerservice@bio-techne.com

Bio-Techne Canada

21 Canmotor Ave
Toronto, ON M8Z 4E6
Canada
Phone: 905.827.6400
Toll Free: 855.668.8722
Fax: 905.827.6402
canada.inquires@bio-techne.com

Bio-Techne Ltd

19 Barton Lane
Abingdon Science Park
Abingdon, OX14 3NB, United Kingdom
Phone: (44) (0) 1235 529449
Free Phone: 0800 37 34 15
Fax: (44) (0) 1235 533420
info.EMEA@bio-techne.com

General Contact Information

www.novusbio.com
Technical Support: nb-technical@bio-techne.com
Orders: nb-customerservice@bio-techne.com
General: novus@novusbio.com

Products Related to NBP1-88147

NBP1-88147PEP	TCP1-beta Recombinant Protein Antigen
HAF008	Goat anti-Rabbit IgG Secondary Antibody [HRP]
NB7160	Goat anti-Rabbit IgG (H+L) Secondary Antibody [HRP]
NBP2-24891	Rabbit IgG Isotype Control

Limitations

This product is for research use only and is not approved for use in humans or in clinical diagnosis. Primary Antibodies are guaranteed for 1 year from date of receipt.

For more information on our 100% guarantee, please visit www.novusbio.com/guarantee

Earn gift cards/discounts by submitting a review: www.novusbio.com/reviews/submit/NBP1-88147

Earn gift cards/discounts by submitting a publication using this product:
www.novusbio.com/publications

