

Product Datasheet

SR-AI/MSR Antibody - BSA Free NBP1-88125

Unit Size: 0.1 ml

Store at 4C short term. Aliquot and store at -20C long term. Avoid freeze-thaw cycles.

www.novusbio.com



technical@novusbio.com

Publications: 1

Protocols, Publications, Related Products, Reviews, Research Tools and Images at:
www.novusbio.com/NBP1-88125

Updated 2/21/2025 v.20.1

Earn rewards for product
reviews and publications.

Submit a publication at www.novusbio.com/publications

Submit a review at www.novusbio.com/reviews/destination/NBP1-88125



NBP1-88125

SR-AI/MSR Antibody - BSA Free

Product Information

Unit Size	0.1 ml
Concentration	Concentrations vary lot to lot. See vial label for concentration. If unlisted please contact technical services.
Storage	Store at 4C short term. Aliquot and store at -20C long term. Avoid freeze-thaw cycles.
Clonality	Polyclonal
Preservative	0.02% Sodium Azide
Isotype	IgG
Purity	Immunogen affinity purified
Buffer	PBS (pH 7.2) and 40% Glycerol

Product Description

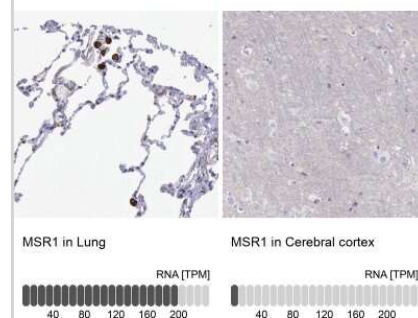
Host	Rabbit
Gene ID	4481
Gene Symbol	MSR1
Species	Human
Immunogen	This antibody was developed against Recombinant Protein corresponding to amino acids: KWETKNCSVSSTNANDITQSLTGKGNDSSEEMRFQEVFMEHMSNMEKRIQHIL DMEANLMDTEHFQNFSTTDQRFNDILLQLSTLFSSVQGHGNAIDEISKSLISLN TTLLDLQLNIENL

Product Application Details

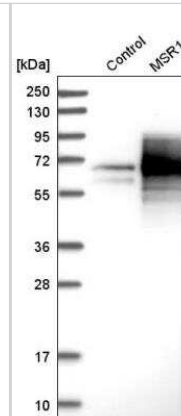
Applications	Western Blot, Immunohistochemistry, Immunohistochemistry-Paraffin
Recommended Dilutions	Western Blot 0.04-0.4 ug/ml, Immunohistochemistry 1:1000 - 1:2500, Immunohistochemistry-Paraffin 1:1000 - 1:2500
Application Notes	For IHC-Paraffin, HIER pH 6 retrieval is recommended.

Images

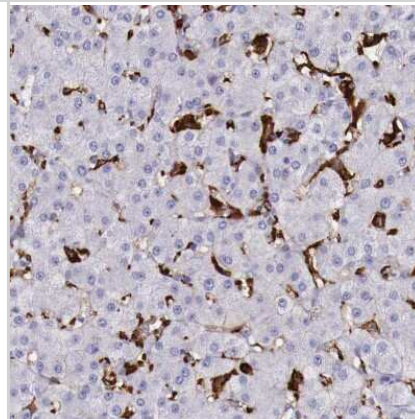
Immunohistochemistry-Paraffin: SR-AI/MSR Antibody [NBP1-88125] - Staining in human lung and cerebral cortex tissues.. Corresponding MSR1 RNA-seq data are presented for the same tissues.



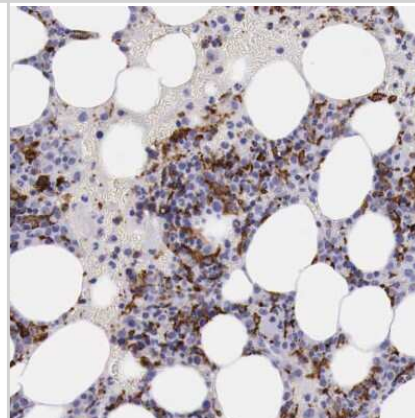
Western Blot: SR-AI/MSR Antibody [NBP1-88125] - Analysis in control (vector only transfected HEK293T lysate) and mSR1 over-expression lysate (Co-expressed with a C-terminal myc-DDK tag (3.1 kDa) in mammalian HEK293T cells).



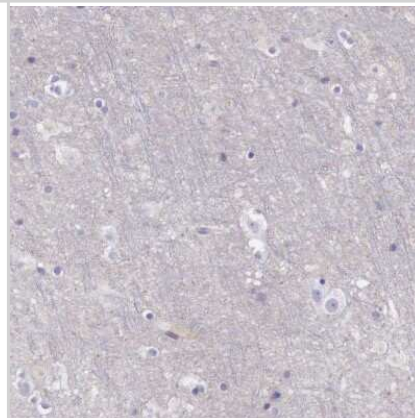
Immunohistochemistry-Paraffin: SR-AI/MSR Antibody [NBP1-88125] - Staining of human liver shows strong cytoplasmic positivity in Kupffer cells.



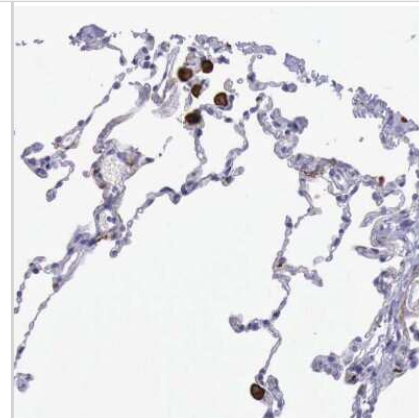
Immunohistochemistry-Paraffin: SR-AI/MSR Antibody [NBP1-88125] - Staining of human bone marrow shows strong cytoplasmic positivity in hematopoietic cells.



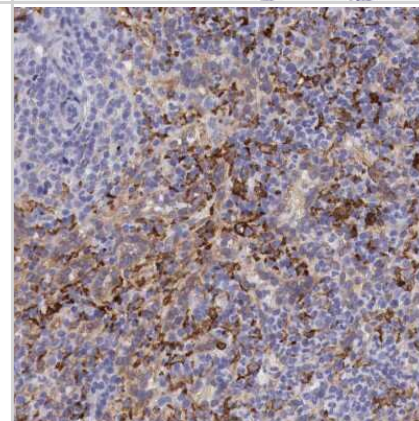
Immunohistochemistry-Paraffin: SR-AI/MSR Antibody [NBP1-88125] - Staining of human cerebral cortex shows no positivity in neurons as expected.



Immunohistochemistry-Paraffin: SR-AI/MSR Antibody [NBP1-88125] - Staining of human lung shows strong cytoplasmic positivity in macrophages.



Immunohistochemistry-Paraffin: SR-AI/MSR Antibody [NBP1-88125] - Staining of human spleen shows moderate cytoplasmic positivity in cells in red pulp.



Publications

Ek S, Andreasson U, Hober S et al. From gene expression analysis to tissue microarrays: a rational approach to identify therapeutic and diagnostic targets in lymphoid malignancies. Mol Cell Proteomics 2006-06-01 [PMID: 16524965]



Novus Biologicals USA

10730 E. Briarwood Avenue
Centennial, CO 80112
USA
Phone: 303.730.1950
Toll Free: 1.888.506.6887
Fax: 303.730.1966
nb-customerservice@bio-techne.com

Bio-Techne Canada

21 Canmotor Ave
Toronto, ON M8Z 4E6
Canada
Phone: 905.827.6400
Toll Free: 855.668.8722
Fax: 905.827.6402
canada.inquires@bio-techne.com

Bio-Techne Ltd

19 Barton Lane
Abingdon Science Park
Abingdon, OX14 3NB, United Kingdom
Phone: (44) (0) 1235 529449
Free Phone: 0800 37 34 15
Fax: (44) (0) 1235 533420
info.EMEA@bio-techne.com

General Contact Information

www.novusbio.com
Technical Support: nb-technical@bio-techne.com
Orders: nb-customerservice@bio-techne.com
General: novus@novusbio.com

Products Related to NBP1-88125

NBP1-88125PEP	SR-AI/MSR Recombinant Protein Antigen
HAF008	Goat anti-Rabbit IgG Secondary Antibody [HRP]
NB7160	Goat anti-Rabbit IgG (H+L) Secondary Antibody [HRP]
NBP2-24891	Rabbit IgG Isotype Control

Limitations

This product is for research use only and is not approved for use in humans or in clinical diagnosis. Primary Antibodies are guaranteed for 1 year from date of receipt.

For more information on our 100% guarantee, please visit www.novusbio.com/guarantee

Earn gift cards/discounts by submitting a review: www.novusbio.com/reviews/submit/NBP1-88125

Earn gift cards/discounts by submitting a publication using this product:
www.novusbio.com/publications

