

Product Datasheet

Isocitrate Dehydrogenase 1/IDH1 Antibody - BSA Free NBP1-87428

Unit Size: 0.1 ml

Store at 4C short term. Aliquot and store at -20C long term. Avoid freeze-thaw cycles.

www.novusbio.com



technical@novusbio.com

Publications: 1

Protocols, Publications, Related Products, Reviews, Research Tools and Images at:
www.novusbio.com/NBP1-87428

Updated 2/21/2025 v.20.1

Earn rewards for product
reviews and publications.

Submit a publication at www.novusbio.com/publications

Submit a review at www.novusbio.com/reviews/destination/NBP1-87428



NBP1-87428**Isocitrate Dehydrogenase 1/IDH1 Antibody - BSA Free****Product Information**

Unit Size	0.1 ml
Concentration	Concentrations vary lot to lot. See vial label for concentration. If unlisted please contact technical services.
Storage	Store at 4C short term. Aliquot and store at -20C long term. Avoid freeze-thaw cycles.
Clonality	Polyclonal
Preservative	0.02% Sodium Azide
Isotype	IgG
Purity	Immunogen affinity purified
Buffer	PBS (pH 7.2) and 40% Glycerol

Product Description

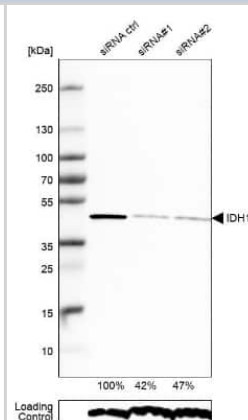
Host	Rabbit
Gene ID	3417
Gene Symbol	IDH1
Species	Human, Mouse, Rat
Reactivity Notes	Reactivity reported in scientific literature (PMID: 22125622)
Immunogen	This antibody was developed against Recombinant Protein corresponding to amino acids: FVVPGP GKVEITYTPSDGTQKVITYLVHNFEEGGGVAMGMYNQDKSIEDFAHSS FQMALSKGWPLY

Product Application Details

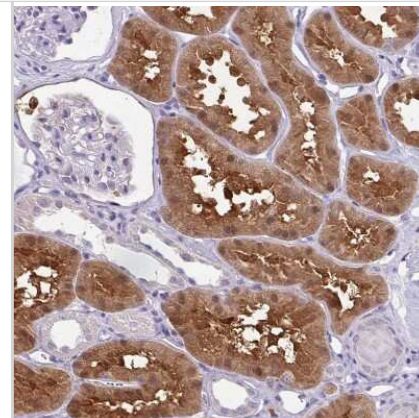
Applications	Western Blot, Immunohistochemistry, Immunohistochemistry-Paraffin, Knockdown Validated
Recommended Dilutions	Western Blot 0.04 - 0.4 ug/ml, Immunohistochemistry 1:500 - 1:1000, Immunohistochemistry-Paraffin 1:500-1:1000, Knockdown Validated
Application Notes	For IHC-Paraffin, HIER pH 6 retrieval is recommended.

Images

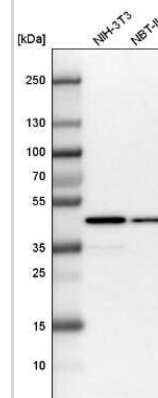
Western Blot: Isocitrate Dehydrogenase 1/IDH1 Antibody [NBP1-87428]
- Analysis in RT-4 cells transfected with control siRNA, target specific siRNA probe #1 and #2, using Anti-IDH1 antibody. Remaining relative intensity is presented. Loading control: Anti-PPIB.



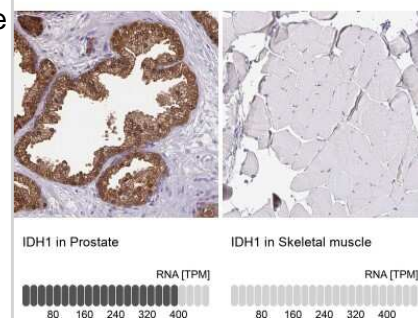
Immunohistochemistry-Paraffin: Isocitrate Dehydrogenase 1/IDH1 Antibody [NBP1-87428] - Staining of human kidney shows moderate positivity in cells in tubules.



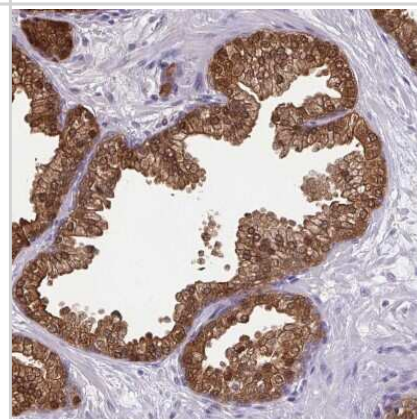
Western Blot: Isocitrate Dehydrogenase 1/IDH1 Antibody [NBP1-87428] - Analysis in mouse cell line NIH-3T3 and rat cell line NBT-II.



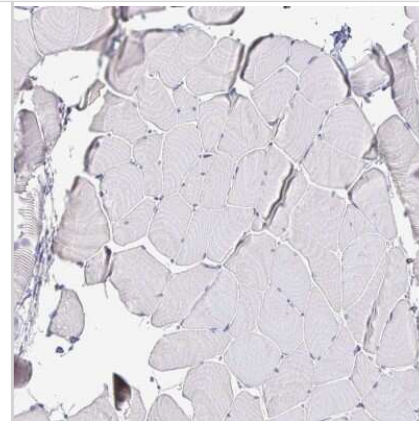
Immunohistochemistry-Paraffin: Isocitrate Dehydrogenase 1/IDH1 Antibody [NBP1-87428] - Staining in human prostate and skeletal muscle tissues.. Corresponding IDH1 RNA-seq data are presented for the same tissues.



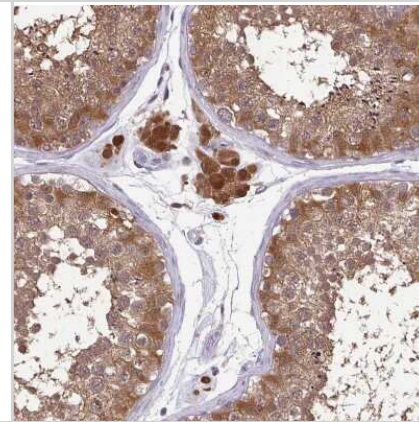
Immunohistochemistry-Paraffin: Isocitrate Dehydrogenase 1/IDH1 Antibody [NBP1-87428] - Staining of human prostate shows strong positivity in glandular cells.



Immunohistochemistry-Paraffin: Isocitrate Dehydrogenase 1/IDH1 Antibody [NBP1-87428] - Staining of human skeletal muscle shows no positivity in myocytes as expected.



Immunohistochemistry-Paraffin: Isocitrate Dehydrogenase 1/IDH1 Antibody [NBP1-87428] - Staining of human testis shows strong cytoplasmic positivity in cells in seminiferous ducts and in Leydig cells.



Publications

O'Dwyer D, Ralton LD, O'Shea A, Murray GI. The Proteomics of Colorectal Cancer: Identification of a Protein Signature Associated with Prognosis. PLoS One 2011-01-01 [PMID: 22125622]



Novus Biologicals USA

10730 E. Briarwood Avenue
Centennial, CO 80112
USA
Phone: 303.730.1950
Toll Free: 1.888.506.6887
Fax: 303.730.1966
nb-customerservice@bio-techne.com

Bio-Techne Canada

21 Canmotor Ave
Toronto, ON M8Z 4E6
Canada
Phone: 905.827.6400
Toll Free: 855.668.8722
Fax: 905.827.6402
canada.inquires@bio-techne.com

Bio-Techne Ltd

19 Barton Lane
Abingdon Science Park
Abingdon, OX14 3NB, United Kingdom
Phone: (44) (0) 1235 529449
Free Phone: 0800 37 34 15
Fax: (44) (0) 1235 533420
info.EMEA@bio-techne.com

General Contact Information

www.novusbio.com
Technical Support: nb-technical@bio-techne.com
Orders: nb-customerservice@bio-techne.com
General: novus@novusbio.com

Products Related to NBP1-87428

NBP1-87428PEP	Isocitrate Dehydrogenase 1/IDH1 Recombinant Protein Antigen
HAF008	Goat anti-Rabbit IgG Secondary Antibody [HRP]
NB7160	Goat anti-Rabbit IgG (H+L) Secondary Antibody [HRP]
NBP2-24891	Rabbit IgG Isotype Control

Limitations

This product is for research use only and is not approved for use in humans or in clinical diagnosis. Primary Antibodies are guaranteed for 1 year from date of receipt.

For more information on our 100% guarantee, please visit www.novusbio.com/guarantee

Earn gift cards/discounts by submitting a review: www.novusbio.com/reviews/submit/NBP1-87428

Earn gift cards/discounts by submitting a publication using this product:
www.novusbio.com/publications

