

Product Datasheet

Cleavage stimulation factor 2 Antibody - BSA Free NBP1-87407

Unit Size: 0.1 ml

Store at 4C short term. Aliquot and store at -20C long term. Avoid freeze-thaw cycles.

www.novusbio.com



technical@novusbio.com

Protocols, Publications, Related Products, Reviews, Research Tools and Images at:
www.novusbio.com/NBP1-87407

Updated 2/21/2025 v.20.1

Earn rewards for product
reviews and publications.

Submit a publication at www.novusbio.com/publications

Submit a review at www.novusbio.com/reviews/destination/NBP1-87407



NBP1-87407

Cleavage stimulation factor 2 Antibody - BSA Free

Product Information

Unit Size	0.1 ml
Concentration	Concentrations vary lot to lot. See vial label for concentration. If unlisted please contact technical services.
Storage	Store at 4C short term. Aliquot and store at -20C long term. Avoid freeze-thaw cycles.
Clonality	Polyclonal
Preservative	0.02% Sodium Azide
Isotype	IgG
Purity	Immunogen affinity purified
Buffer	PBS (pH 7.2) and 40% Glycerol

Product Description

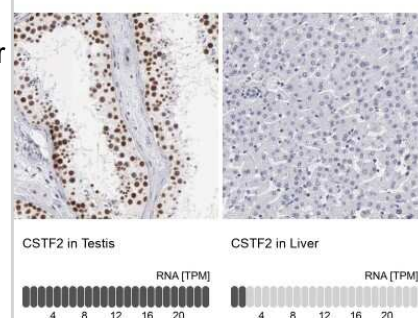
Host	Rabbit
Gene ID	1478
Gene Symbol	CSTF2
Species	Human, Mouse, Rat
Immunogen	This antibody was developed against Recombinant Protein corresponding to amino acids: GRGGRDPRGIDARGMEARAMEARGLDARGLEARAMEARAMEARAM EARAMEVRGMEARGMDTRGPVPGPRGPIPSGMQGPSPINMGAVVPQGSRQV PVMQGTGMQGASIQGGSQ

Product Application Details

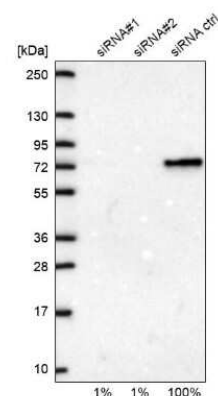
Applications	Western Blot, Immunocytochemistry/ Immunofluorescence, Immunohistochemistry, Immunohistochemistry-Paraffin, Knockdown Validated
Recommended Dilutions	Western Blot 0.04-0.4 ug/ml, Immunohistochemistry 1:200 - 1:500, Immunocytochemistry/ Immunofluorescence 0.25-2 ug/ml, Immunohistochemistry-Paraffin 1:200 - 1:500, Knockdown Validated
Application Notes	For IHC-Paraffin, HIER pH 6 retrieval is recommended. ICC/IF, Fixation Permeabilization: Use PFA/Triton X-100.

Images

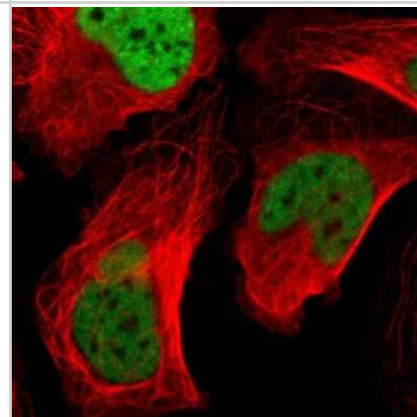
Immunohistochemistry-Paraffin: Cleavage stimulation factor 2 Antibody [NBP1-87407] - Staining in human testis and liver tissues using anti-CSTF2 antibody. Corresponding CSTF2 RNA-seq data are presented for the same tissues.



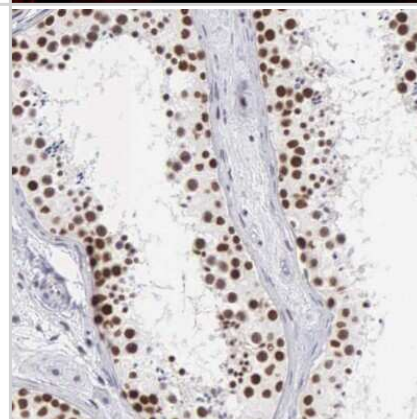
Western Blot: Cleavage stimulation factor 2 Antibody [NBP1-87407] - Analysis in U2OS cells transfected with control siRNA, target specific siRNA probe #1 and #2,. Remaining relative intensity is presented



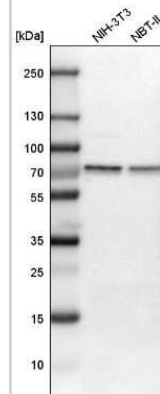
Immunocytochemistry/Immunofluorescence: Cleavage stimulation factor 2 Antibody [NBP1-87407] - Staining of human cell line U-2 OS shows localization to nucleoplasm.



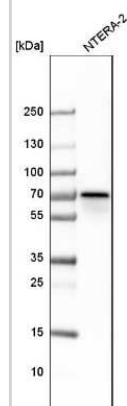
Immunohistochemistry-Paraffin: Cleavage stimulation factor 2 Antibody [NBP1-87407] - Staining of human testis shows high expression.



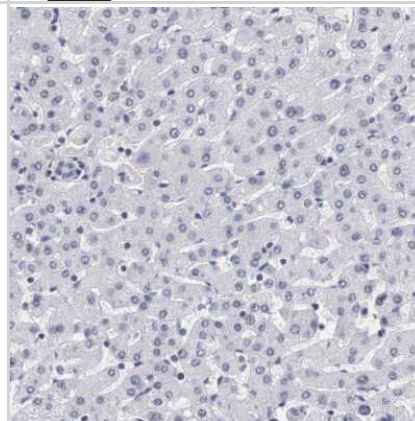
Western Blot: Cleavage stimulation factor 2 Antibody [NBP1-87407] - Analysis in mouse cell line NIH-3T3 and rat cell line NBT-II.



Western Blot: Cleavage stimulation factor 2 Antibody [NBP1-87407] - Analysis in human cell line NTERA-2.



Immunohistochemistry-Paraffin: Cleavage stimulation factor 2 Antibody [NBP1-87407] - Staining of human liver shows low expression as expected.





Novus Biologicals USA

10730 E. Briarwood Avenue
Centennial, CO 80112
USA
Phone: 303.730.1950
Toll Free: 1.888.506.6887
Fax: 303.730.1966
nb-customerservice@bio-techne.com

Bio-Techne Canada

21 Canmotor Ave
Toronto, ON M8Z 4E6
Canada
Phone: 905.827.6400
Toll Free: 855.668.8722
Fax: 905.827.6402
canada.inquires@bio-techne.com

Bio-Techne Ltd

19 Barton Lane
Abingdon Science Park
Abingdon, OX14 3NB, United Kingdom
Phone: (44) (0) 1235 529449
Free Phone: 0800 37 34 15
Fax: (44) (0) 1235 533420
info.EMEA@bio-techne.com

General Contact Information

www.novusbio.com
Technical Support: nb-technical@bio-techne.com
Orders: nb-customerservice@bio-techne.com
General: novus@novusbio.com

Products Related to NBP1-87407

NBP1-87407PEP	Cleavage stimulation factor 2 Recombinant Protein Antigen
HAF008	Goat anti-Rabbit IgG Secondary Antibody [HRP]
NB7160	Goat anti-Rabbit IgG (H+L) Secondary Antibody [HRP]
NBP2-24891	Rabbit IgG Isotype Control

Limitations

This product is for research use only and is not approved for use in humans or in clinical diagnosis. Primary Antibodies are guaranteed for 1 year from date of receipt.

For more information on our 100% guarantee, please visit www.novusbio.com/guarantee

Earn gift cards/discounts by submitting a review: www.novusbio.com/reviews/submit/NBP1-87407

Earn gift cards/discounts by submitting a publication using this product:
www.novusbio.com/publications

