

Product Datasheet

BMI-1 Antibody - BSA Free

NBP1-87321

Unit Size: 0.1 ml

Store at 4C short term. Aliquot and store at -20C long term. Avoid freeze-thaw cycles.

www.novusbio.com



technical@novusbio.com

Publications: 1

Protocols, Publications, Related Products, Reviews, Research Tools and Images at:
www.novusbio.com/NBP1-87321

Updated 9/9/2025 v.20.1

Earn rewards for product
reviews and publications.

Submit a publication at www.novusbio.com/publications

Submit a review at www.novusbio.com/reviews/destination/NBP1-87321



NBP1-87321

BMI-1 Antibody - BSA Free

Product Information

Unit Size	0.1 ml
Concentration	Concentrations vary lot to lot. See vial label for concentration. If unlisted please contact technical services.
Storage	Store at 4C short term. Aliquot and store at -20C long term. Avoid freeze-thaw cycles.
Clonality	Polyclonal
Preservative	0.02% Sodium Azide
Isotype	IgG
Purity	Immunogen affinity purified
Buffer	PBS (pH 7.2) and 40% Glycerol

Product Description

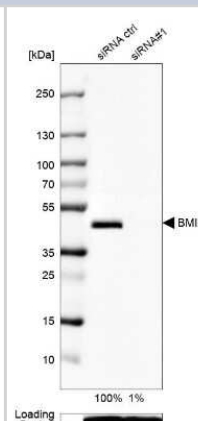
Description	Novus Biologicals Rabbit BMI-1 Antibody - BSA Free (NBP1-87321) is a polyclonal antibody validated for use in IHC, WB and ICC/IF. Anti-BMI-1 Antibody: Cited in 1 publication. All Novus Biologicals antibodies are covered by our 100% guarantee.
Host	Rabbit
Gene ID	648
Gene Symbol	BMI1
Species	Human, Mouse, Rat
Immunogen	This antibody was developed against Recombinant Protein corresponding to amino acids: RPTCKRMKISHQRDGLTNAGELESDSGSDKANSPPAGGIPSTSSCLPSPSTPVQ SPHPQFPHISSTMNGTSNPSGNHQSSFANRPRKSSVNGSSATSSG

Product Application Details

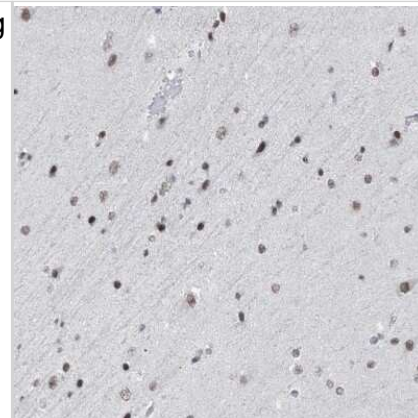
Applications	Western Blot, Immunohistochemistry-Paraffin, Immunohistochemistry, Knockdown Validated
Recommended Dilutions	Western Blot 0.04-0.4 ug/ml, Immunohistochemistry 1:50 - 1:200, Immunohistochemistry-Paraffin 1:50 - 1:200, Knockdown Validated
Application Notes	For IHC-Paraffin, HIER pH 6 retrieval is recommended.

Images

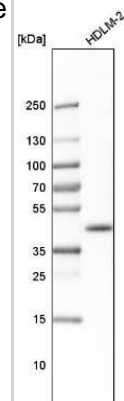
Western Blot: BMI-1 Antibody [NBP1-87321] - Analysis in U2OS cells transfected with control siRNA, target specific siRNA probe #1,. Remaining relative intensity is presented. Loading control: Anti-PPIB.



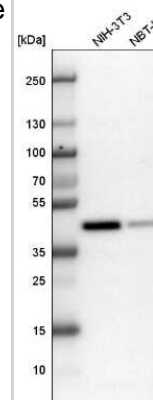
Immunohistochemistry-Paraffin: BMI-1 Antibody [NBP1-87321] - Staining of human cerebral cortex shows moderate nuclear positivity in glial cells.



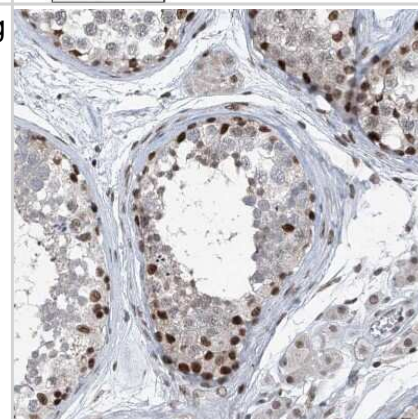
Western Blot: BMI-1 Antibody [NBP1-87321] - Analysis in human cell line HDLM-2.



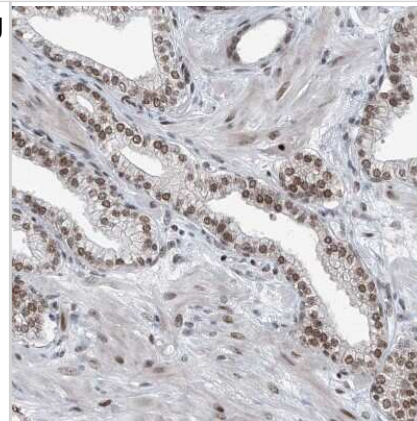
Western Blot: BMI-1 Antibody [NBP1-87321] - Analysis in mouse cell line NIH-3T3 and rat cell line NBT-II.



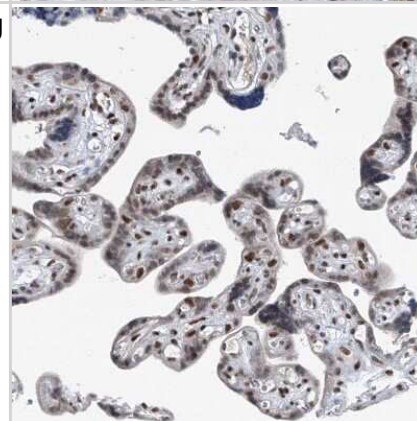
Immunohistochemistry-Paraffin: BMI-1 Antibody [NBP1-87321] - Staining of human testis shows strong nuclear positivity in cells in seminiferous ducts.



Immunohistochemistry-Paraffin: BMI-1 Antibody [NBP1-87321] - Staining of human prostate shows moderate nuclear positivity in glandular cells.



Immunohistochemistry-Paraffin: BMI-1 Antibody [NBP1-87321] - Staining of human placenta shows moderate nuclear positivity in trophoblastic cells.



Publications

Kwiatkowski E, Suman S, Kallakury BVS et al. Expression of Stem Cell Markers in High-LET Space Radiation-Induced Intestinal Tumors in Apc(1638N/+) Mouse Intestine Cancers (Basel) 2023-08-24 [PMID: 37686516] (Immunocytochemistry/ Immunofluorescence)



Novus Biologicals USA

10730 E. Briarwood Avenue
Centennial, CO 80112
USA
Phone: 303.730.1950
Toll Free: 1.888.506.6887
Fax: 303.730.1966
nb-customerservice@bio-techne.com

Bio-Techne Canada

21 Canmotor Ave
Toronto, ON M8Z 4E6
Canada
Phone: 905.827.6400
Toll Free: 855.668.8722
Fax: 905.827.6402
canada.inquires@bio-techne.com

Bio-Techne Ltd

19 Barton Lane
Abingdon Science Park
Abingdon, OX14 3NB, United Kingdom
Phone: (44) (0) 1235 529449
Free Phone: 0800 37 34 15
Fax: (44) (0) 1235 533420
info.EMEA@bio-techne.com

General Contact Information

www.novusbio.com
Technical Support: nb-technical@bio-techne.com
Orders: nb-customerservice@bio-techne.com
General: novus@novusbio.com

Products Related to NBP1-87321

NBP1-87321PEP	BMI-1 Recombinant Protein Antigen
HAF008	Goat anti-Rabbit IgG Secondary Antibody [HRP]
NB7160	Goat anti-Rabbit IgG (H+L) Secondary Antibody [HRP]
NBP2-24891	Rabbit IgG Isotype Control

Limitations

This product is for research use only and is not approved for use in humans or in clinical diagnosis. Primary Antibodies are guaranteed for 1 year from date of receipt.

For more information on our 100% guarantee, please visit www.novusbio.com/guarantee

Earn gift cards/discounts by submitting a review: www.novusbio.com/reviews/submit/NBP1-87321

Earn gift cards/discounts by submitting a publication using this product:
www.novusbio.com/publications

