

Product Datasheet

NAPRT1 Antibody - BSA Free

NBP1-87243

Unit Size: 0.1 ml

Store at 4C short term. Aliquot and store at -20C long term. Avoid freeze-thaw cycles.

www.novusbio.com



technical@novusbio.com

Publications: 6

Protocols, Publications, Related Products, Reviews, Research Tools and Images at:
www.novusbio.com/NBP1-87243

Updated 11/5/2025 v.20.1

Earn rewards for product
reviews and publications.

Submit a publication at www.novusbio.com/publications

Submit a review at www.novusbio.com/reviews/destination/NBP1-87243



NBP1-87243

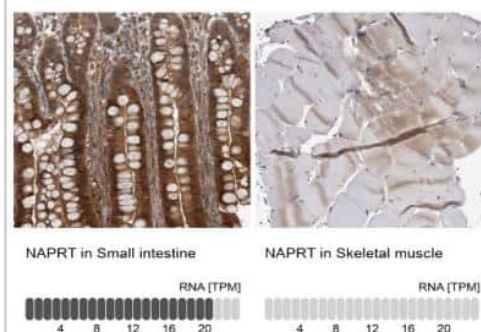
NAPRT1 Antibody - BSA Free

Product Information	
Unit Size	0.1 ml
Concentration	Concentrations vary lot to lot. See vial label for concentration. If unlisted please contact technical services.
Storage	Store at 4C short term. Aliquot and store at -20C long term. Avoid freeze-thaw cycles.
Clonality	Polyclonal
Preservative	0.02% Sodium Azide
Isotype	IgG
Purity	Immunogen affinity purified
Buffer	PBS (pH 7.2) and 40% Glycerol
Product Description	
Description	Novus Biologicals Rabbit NAPRT1 Antibody - BSA Free (NBP1-87243) is a polyclonal antibody validated for use in IHC, WB, ICC/IF and IP. Anti-NAPRT1 Antibody: Cited in 6 publications. All Novus Biologicals antibodies are covered by our 100% guarantee.
Host	Rabbit
Gene ID	93100
Gene Symbol	NAPRT
Species	Human
Reactivity Notes	Immunogen displays the following percentage of sequence identity for non-tested species: Mouse (86%), Rat (82%)
Immunogen	This antibody was developed against Recombinant Protein corresponding to amino acids: LLDTYSVWRSGLPNFLAVALALGELGYRAVGVRLDSGDLLQQAQEIRKVFRAA AAQFQVPWLESVLIVVSNNIDEEALARLAQEGSEVNVIGIGTSV
Product Application Details	
Applications	Western Blot, Immunohistochemistry-Paraffin, Immunocytochemistry/Immunofluorescence, Immunohistochemistry, Immunoprecipitation
Recommended Dilutions	Western Blot 0.04-0.4 ug/ml, Immunohistochemistry 1:200 - 1:500, Immunocytochemistry/ Immunofluorescence 0.25-2 ug/ml, Immunoprecipitation Reported in scientific literature (PMID:31511522). , Immunohistochemistry-Paraffin 1:200 - 1:500
Application Notes	For IHC-Paraffin, HIER pH 6 retrieval is recommended. ICC/IF Fixation Permeabilization: Use PFA/Triton X-100.

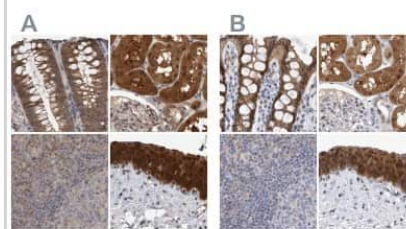


Images

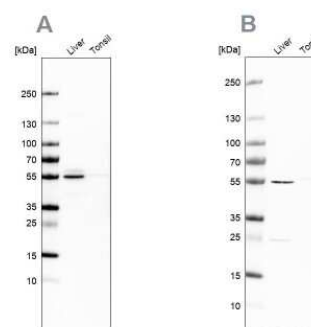
Immunohistochemistry-Paraffin: NAPRT1 Antibody [NBP1-87243] - Analysis in human small intestine and skeletal muscle tissues using NBP1-87243 antibody. Corresponding NAPRT RNA-seq data are presented for the same tissues.



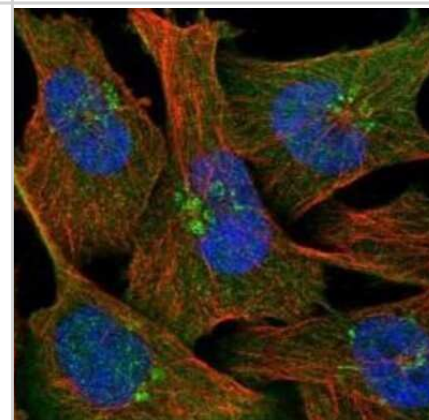
Immunohistochemistry-Paraffin: NAPRT1 Antibody [NBP1-87243] - Staining of human colon, kidney, lymph node and urinary bladder using Anti-NAPRT antibody NBP1-87243 (A) shows similar protein distribution across tissues to independent antibody NBP1-87244 (B).



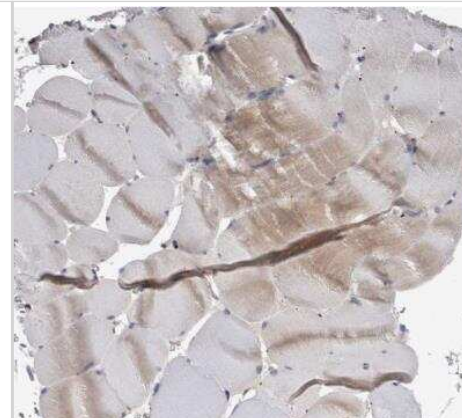
Western Blot: NAPRT1 Antibody [NBP1-87243] - Analysis using Anti-NAPRT antibody NBP1-87243 (A) shows similar pattern to independent antibody NBP1-87244 (B).



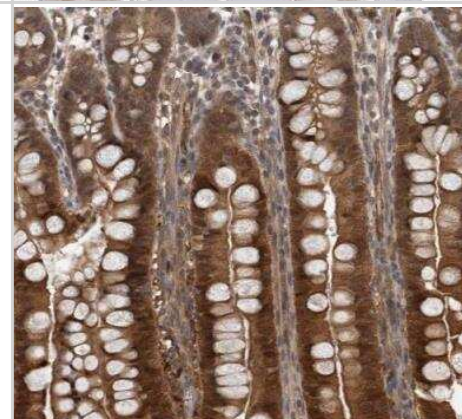
Immunocytochemistry/Immunofluorescence: NAPRT1 Antibody [NBP1-87243] - Staining of human cell line U-251 MG shows localization to nucleoplasm, cytosol & the Golgi apparatus. Antibody staining is shown in green.



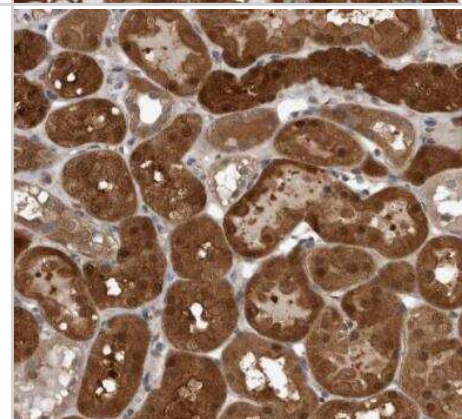
Immunohistochemistry-Paraffin: NAPRT1 Antibody [NBP1-87243] - Staining of human skeletal muscle shows no positivity in myocytes as expected.



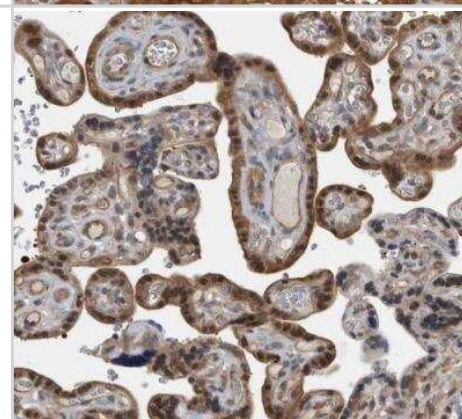
Immunohistochemistry-Paraffin: NAPRT1 Antibody [NBP1-87243] - Staining of human small intestine shows strong cytoplasmic positivity in glandular cells.



Immunohistochemistry-Paraffin: NAPRT1 Antibody [NBP1-87243] - Staining of human kidney shows strong cytoplasmic positivity in cells in tubules.



Immunohistochemistry-Paraffin: NAPRT1 Antibody [NBP1-87243] - Staining of human placenta shows strong cytoplasmic positivity in trophoblastic cells.



Publications

Kim M, Kim H, Kang BG et al. Discovery of a novel NAMPT inhibitor that selectively targets NAPRT-deficient EMT-subtype cancer cells and alleviates chemotherapy-induced peripheral neuropathy Theranostics 2023-09-11 [PMID: 37771778]

Lee J, Kim H et al. Selective Cytotoxicity of the NAMPT Inhibitor FK866 Toward Gastric Cancer Cells With Markers of the Epithelial-Mesenchymal Transition, Due to Loss of NAPRT. Gastroenterology 2018-01-09 [PMID: 29775598] (IF/IHC, Human)

Manago A, Audrito V, Mazzola F et al. Extracellular nicotinate phosphoribosyltransferase binds Toll like receptor 4 and mediates inflammation Nat Commun 2019-09-11 [PMID: 31511522] (WB, IP, ICC/IF, Human)

Gaudino F, Manfredonia I, Manago A et al. Subcellular characterization of NAD⁺ biosynthesis in metastatic melanoma by using organelle-specific biosensors Antioxid. Redox Signal. 2019-08-28 [PMID: 31456414]

Shames DS, Elkins K, Walter K et al. Loss of NAPRT1 Expression by Tumor-Specific Promoter Methylation Provides a Novel Predictive Biomarker for NAMPT Inhibitors. Clin Cancer Res 2013-12-15 [PMID: 24097869] (IHC-P, Human)

Fagerberg L, Stadler C, Skogs M et al. Mapping the subcellular protein distribution in three human cell lines. J Proteome Res 2011-08-01 [PMID: 21675716]





Novus Biologicals USA

10730 E. Briarwood Avenue
Centennial, CO 80112
USA
Phone: 303.730.1950
Toll Free: 1.888.506.6887
Fax: 303.730.1966
nb-customerservice@bio-techne.com

Bio-Techne Canada

21 Canmotor Ave
Toronto, ON M8Z 4E6
Canada
Phone: 905.827.6400
Toll Free: 855.668.8722
Fax: 905.827.6402
canada.inquires@bio-techne.com

Bio-Techne Ltd

19 Barton Lane
Abingdon Science Park
Abingdon, OX14 3NB, United Kingdom
Phone: (44) (0) 1235 529449
Free Phone: 0800 37 34 15
Fax: (44) (0) 1235 533420
info.EMEA@bio-techne.com

General Contact Information

www.novusbio.com
Technical Support: nb-technical@bio-techne.com
Orders: nb-customerservice@bio-techne.com
General: novus@novusbio.com

Products Related to NBP1-87243

NBP1-87243PEP	NAPRT1 Recombinant Protein Antigen
HAF008	Goat anti-Rabbit IgG Secondary Antibody [HRP]
NB7160	Goat anti-Rabbit IgG (H+L) Secondary Antibody [HRP]
NBP2-24891	Rabbit IgG Isotype Control

Limitations

This product is for research use only and is not approved for use in humans or in clinical diagnosis. Primary Antibodies are guaranteed for 1 year from date of receipt.

For more information on our 100% guarantee, please visit www.novusbio.com/guarantee

Earn gift cards/discounts by submitting a review: www.novusbio.com/reviews/submit/NBP1-87243

Earn gift cards/discounts by submitting a publication using this product:
www.novusbio.com/publications

