

# Product Datasheet

## GPRC5B Antibody - BSA Free

### NBP1-87160

Unit Size: 0.1 ml

Store at 4C short term. Aliquot and store at -20C long term. Avoid freeze-thaw cycles.

[www.novusbio.com](http://www.novusbio.com)



[technical@novusbio.com](mailto:technical@novusbio.com)

Protocols, Publications, Related Products, Reviews, Research Tools and Images at:  
[www.novusbio.com/NBP1-87160](http://www.novusbio.com/NBP1-87160)

Updated 2/21/2025 v.20.1

Earn rewards for product  
reviews and publications.

Submit a publication at [www.novusbio.com/publications](http://www.novusbio.com/publications)

Submit a review at [www.novusbio.com/reviews/destination/NBP1-87160](http://www.novusbio.com/reviews/destination/NBP1-87160)



**NBP1-87160**

GPRC5B Antibody - BSA Free

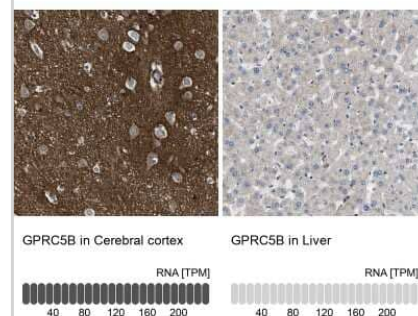
Product Information	
Unit Size	0.1 ml
Concentration	Concentrations vary lot to lot. See vial label for concentration. If unlisted please contact technical services.
Storage	Store at 4C short term. Aliquot and store at -20C long term. Avoid freeze-thaw cycles.
Clonality	Polyclonal
Preservative	0.02% Sodium Azide
Isotype	IgG
Purity	Immunogen affinity purified
Buffer	PBS (pH 7.2) and 40% Glycerol

Product Description	
Host	Rabbit
Gene ID	51704
Gene Symbol	GPRC5B
Species	Human
Reactivity Notes	Immunogen displays the following percentage of sequence identity for non-tested species: Mouse (82%), Rat (83%)
Immunogen	This antibody was developed against Recombinant Protein corresponding to amino acids: IHCTLLPALQENTPNYFDTSQPRMRETAFEEDVQLPRAYMENKAFSMDEHNAA LRTAGFPNGSLGKRPSGLGKRPSAPFRSNVYQPTEMAVVLNNGGTIPTAP

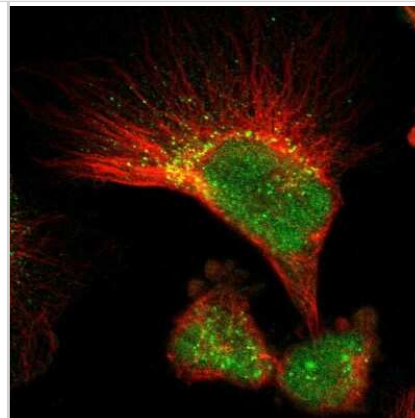
Product Application Details	
Applications	Immunocytochemistry/ Immunofluorescence, Immunohistochemistry, Immunohistochemistry-Paraffin
Recommended Dilutions	Immunohistochemistry 1:1000 - 1:2500, Immunocytochemistry/ Immunofluorescence 0.25-2 ug/ml, Immunohistochemistry-Paraffin 1:1000 - 1:2500
Application Notes	For IHC-Paraffin, HIER pH 6 retrieval is recommended. ICC/IF Fixation Permeabilization: Use PFA/Triton X-100.

**Images**

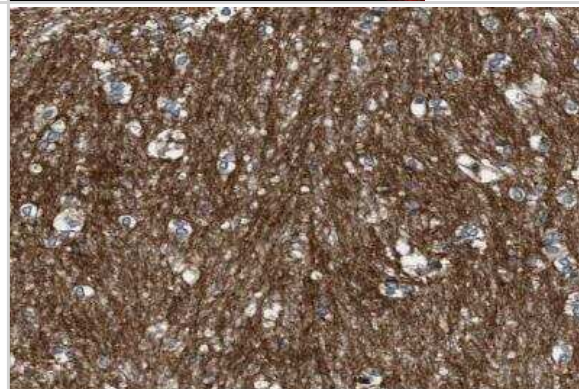
Immunohistochemistry-Paraffin: GPRC5B Antibody [NBP1-87160] - Analysis in human cerebral cortex and liver tissues. Corresponding GPRC5B RNA-seq data are presented for the same tissues.



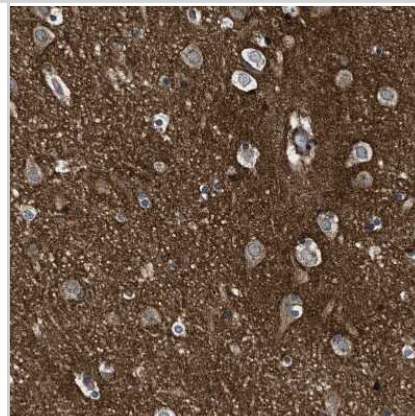
Immunocytochemistry/Immunofluorescence: GPRC5B Antibody [NBP1-87160] - Staining of human cell line U-251 MG shows localization to nucleus and vesicles.



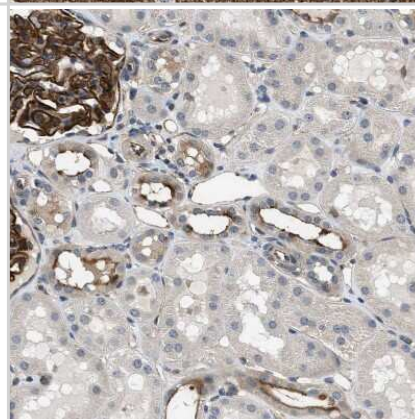
Immunohistochemistry-Paraffin: GPRC5B Antibody [NBP1-87160] - Staining of human caudate putamen shows strong membranous positivity in glial cells.



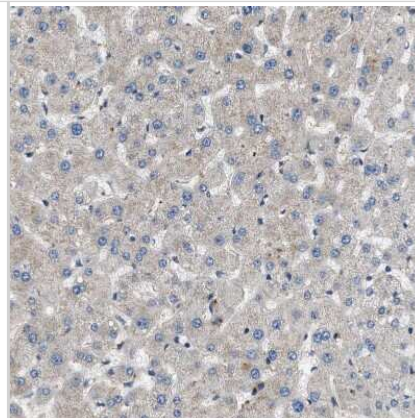
Immunohistochemistry-Paraffin: GPRC5B Antibody [NBP1-87160] - Staining of human cerebral cortex shows strong membranous positivity in neuropil.



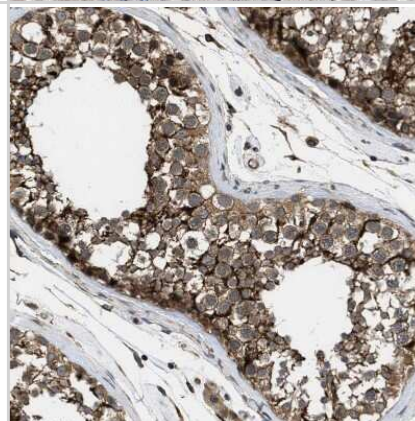
Immunohistochemistry-Paraffin: GPRC5B Antibody [NBP1-87160] - Staining of human kidney shows strong membranous positivity in cells in glomeruli and distal tubules.



Immunohistochemistry-Paraffin: GPRC5B Antibody [NBP1-87160] - Staining of human liver shows weak positivity in hepatocytes as expected.



Immunohistochemistry-Paraffin: GPRC5B Antibody [NBP1-87160] - Staining of human testis shows strong membranous and cytoplasmic positivity in cells in seminiferous ducts.





### **Novus Biologicals USA**

10730 E. Briarwood Avenue  
Centennial, CO 80112  
USA  
Phone: 303.730.1950  
Toll Free: 1.888.506.6887  
Fax: 303.730.1966  
nb-customerservice@bio-techne.com

### **Bio-Techne Canada**

21 Canmotor Ave  
Toronto, ON M8Z 4E6  
Canada  
Phone: 905.827.6400  
Toll Free: 855.668.8722  
Fax: 905.827.6402  
canada.inquires@bio-techne.com

### **Bio-Techne Ltd**

19 Barton Lane  
Abingdon Science Park  
Abingdon, OX14 3NB, United Kingdom  
Phone: (44) (0) 1235 529449  
Free Phone: 0800 37 34 15  
Fax: (44) (0) 1235 533420  
info.EMEA@bio-techne.com

### **General Contact Information**

www.novusbio.com  
Technical Support: nb-technical@bio-techne.com  
Orders: nb-customerservice@bio-techne.com  
General: novus@novusbio.com

### **Products Related to NBP1-87160**

---

NBP1-87160PEP	GPRC5B Recombinant Protein Antigen
HAF008	Goat anti-Rabbit IgG Secondary Antibody [HRP]
NB7160	Goat anti-Rabbit IgG (H+L) Secondary Antibody [HRP]
NBP2-24891	Rabbit IgG Isotype Control

---

### **Limitations**

This product is for research use only and is not approved for use in humans or in clinical diagnosis. Primary Antibodies are guaranteed for 1 year from date of receipt.

For more information on our 100% guarantee, please visit [www.novusbio.com/guarantee](http://www.novusbio.com/guarantee)

Earn gift cards/discounts by submitting a review: [www.novusbio.com/reviews/submit/NBP1-87160](http://www.novusbio.com/reviews/submit/NBP1-87160)

Earn gift cards/discounts by submitting a publication using this product:  
[www.novusbio.com/publications](http://www.novusbio.com/publications)

