

Product Datasheet

Rad17 Antibody - BSA Free

NBP1-86561

Unit Size: 0.1 ml

Store at 4C short term. Aliquot and store at -20C long term. Avoid freeze-thaw cycles.

www.novusbio.com



technical@novusbio.com

Publications: 2

Protocols, Publications, Related Products, Reviews, Research Tools and Images at:
www.novusbio.com/NBP1-86561

Updated 2/21/2025 v.20.1

Earn rewards for product
reviews and publications.

Submit a publication at www.novusbio.com/publications

Submit a review at www.novusbio.com/reviews/destination/NBP1-86561



NBP1-86561

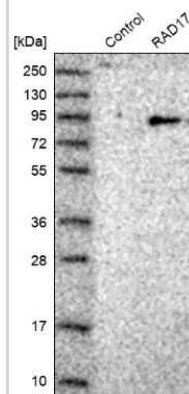
Rad17 Antibody - BSA Free

Product Information	
Unit Size	0.1 ml
Concentration	Concentrations vary lot to lot. See vial label for concentration. If unlisted please contact technical services.
Storage	Store at 4C short term. Aliquot and store at -20C long term. Avoid freeze-thaw cycles.
Clonality	Polyclonal
Preservative	0.02% Sodium Azide
Isotype	IgG
Purity	Immunogen affinity purified
Buffer	PBS (pH 7.2) and 40% Glycerol
Product Description	
Host	Rabbit
Gene ID	5884
Gene Symbol	RAD17
Species	Human
Reactivity Notes	Immunogen displays the following percentage of sequence identity for non-tested species: Rat (80%). Reactivity reported in scientific literature (PMID: 23435261)
Immunogen	This antibody was developed against Recombinant Protein corresponding to amino acids: SKEHGIQVQEWINPVLPDFQKDDFKGMFNTESSFHMFYQSQIAVFKEFLLRAT KYNKLQMLGDDLRTDKKIILVEDLPNQFYRDSHTLHEVLRKYVRIGRCPLIFIISD SLSGDNNQRLLPKEIQEECSISNISFNPVAP
Product Application Details	
Applications	Western Blot, Immunocytochemistry/ Immunofluorescence, Immunohistochemistry, Immunohistochemistry-Paraffin
Recommended Dilutions	Western Blot 0.04-0.4 ug/ml, Immunohistochemistry 1:200 - 1:500, Immunocytochemistry/ Immunofluorescence 0.25-2 ug/ml, Immunohistochemistry-Paraffin 1:200 - 1:500
Application Notes	For IHC-Paraffin, HIER pH 6 retrieval is recommended. ICC/IF, Fixation Permeabilization, Use PFA/Triton X-100.

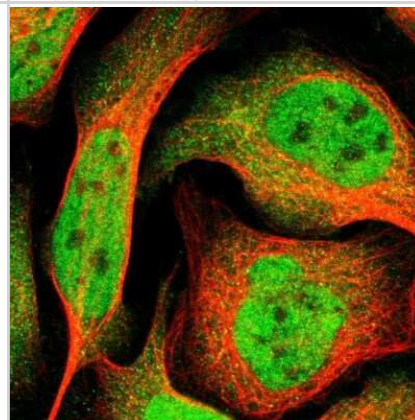


Images

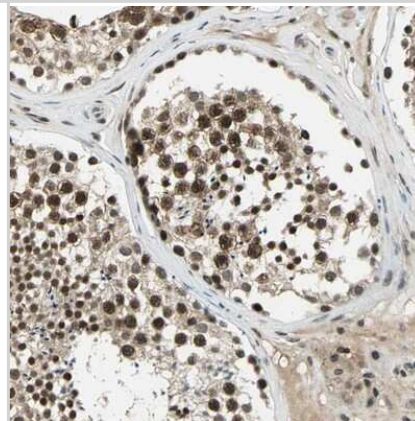
Western Blot: Rad17 Antibody [NBP1-86561] - Analysis in control (vector only transfected HEK293T lysate) and RAD17 over-expression lysate (Co-expressed with a C-terminal myc-DDK tag (3.1 kDa) in mammalian HEK293T cells).



Immunocytochemistry/Immunofluorescence: Rad17 Antibody [NBP1-86561] - Immunofluorescent staining of human cell line U-2 OS shows localization to nucleoplasm.



Immunohistochemistry-Paraffin: Rad17 Antibody [NBP1-86561] - Staining of human testis shows strong nuclear positivity in cells in seminiferous ducts.



Publications

Stadler C, Rexhepaj E, Singan VR et al. Immunofluorescence and fluorescent-protein tagging show high correlation for protein localization in mammalian cells. *Nat Methods* 2013-04-01 [PMID: 23435261]

Kato BS, Nicholson G, Neiman M et al. Variance decomposition of protein profiles from antibody arrays using a longitudinal twin model. *Proteome Sci* 2011-11-17 [PMID: 22093360]



Novus Biologicals USA

10730 E. Briarwood Avenue
Centennial, CO 80112
USA
Phone: 303.730.1950
Toll Free: 1.888.506.6887
Fax: 303.730.1966
nb-customerservice@bio-techne.com

Bio-Techne Canada

21 Canmotor Ave
Toronto, ON M8Z 4E6
Canada
Phone: 905.827.6400
Toll Free: 855.668.8722
Fax: 905.827.6402
canada.inquires@bio-techne.com

Bio-Techne Ltd

19 Barton Lane
Abingdon Science Park
Abingdon, OX14 3NB, United Kingdom
Phone: (44) (0) 1235 529449
Free Phone: 0800 37 34 15
Fax: (44) (0) 1235 533420
info.EMEA@bio-techne.com

General Contact Information

www.novusbio.com
Technical Support: nb-technical@bio-techne.com
Orders: nb-customerservice@bio-techne.com
General: novus@novusbio.com

Products Related to NBP1-86561

NBP1-86561PEP	Rad17 Recombinant Protein Antigen
HAF008	Goat anti-Rabbit IgG Secondary Antibody [HRP]
NB7160	Goat anti-Rabbit IgG (H+L) Secondary Antibody [HRP]
NBP2-24891	Rabbit IgG Isotype Control

Limitations

This product is for research use only and is not approved for use in humans or in clinical diagnosis. Primary Antibodies are guaranteed for 1 year from date of receipt.

For more information on our 100% guarantee, please visit www.novusbio.com/guarantee

Earn gift cards/discounts by submitting a review: www.novusbio.com/reviews/submit/NBP1-86561

Earn gift cards/discounts by submitting a publication using this product:
www.novusbio.com/publications

