

# Product Datasheet

## Hyaluronan Synthase 3/HAS3 Antibody - BSA Free NBP1-86328

Unit Size: 0.1 ml

Store at 4C short term. Aliquot and store at -20C long term. Avoid freeze-thaw cycles.

[www.novusbio.com](http://www.novusbio.com)



[technical@novusbio.com](mailto:technical@novusbio.com)

**Reviews: 1   Publications: 3**

Protocols, Publications, Related Products, Reviews, Research Tools and Images at:  
[www.novusbio.com/NBP1-86328](http://www.novusbio.com/NBP1-86328)

Updated 2/21/2025 v.20.1

**Earn rewards for product  
reviews and publications.**

Submit a publication at [www.novusbio.com/publications](http://www.novusbio.com/publications)

Submit a review at [www.novusbio.com/reviews/destination/NBP1-86328](http://www.novusbio.com/reviews/destination/NBP1-86328)



**NBP1-86328****Hyaluronan Synthase 3/HAS3 Antibody - BSA Free**

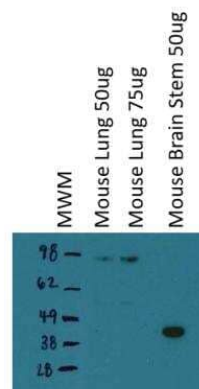
Product Information	
Unit Size	0.1 ml
Concentration	Concentrations vary lot to lot. See vial label for concentration. If unlisted please contact technical services.
Storage	Store at 4C short term. Aliquot and store at -20C long term. Avoid freeze-thaw cycles.
Clonality	Polyclonal
Preservative	0.02% Sodium Azide
Isotype	IgG
Purity	Immunogen affinity purified
Buffer	PBS (pH 7.2) and 40% Glycerol

Product Description	
Host	Rabbit
Gene ID	3038
Gene Symbol	HAS3
Species	Human, Mouse, Rat
Reactivity Notes	Rat reactivity reported in scientific literature (PMID: 28287145). Mouse reactivity reported from a verified customer review.
Immunogen	This antibody was developed against Recombinant Protein corresponding to amino acids: RQEDAYMLDIFHEVLGGTEQAGFFVWRSNFHEAGEGETEASLQEGMDRVRDV VRASTFSC

Product Application Details	
Applications	Western Blot, Immunocytochemistry/ Immunofluorescence, Immunohistochemistry, Immunohistochemistry-Paraffin
Recommended Dilutions	Western Blot Validated from a verified customer review, Immunohistochemistry 1:200 - 1:500, Immunocytochemistry/ Immunofluorescence Reported in scientific literature (PMID 28287145), Immunohistochemistry-Paraffin 1:200 - 1:500
Application Notes	For IHC-Paraffin, HIER pH 6 retrieval is recommended.

**Images**

Western Blot: Hyaluronan Synthase 3/HAS3 Antibody [NBP1-86328] - Lane 1: 50ug mouse whole lung lysate. Lane 2: 75ug mouse whole lung lysate. Lane 3: 50ug mouse brainstem lysate. Antibody at 1:1000. Image submitted by a verified customer review.



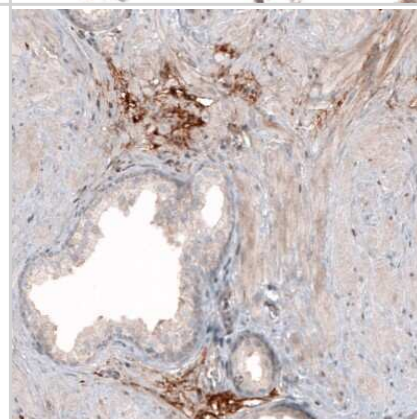
Immunohistochemistry-Paraffin: Hyaluronan Synthase 3/HAS3 Antibody [NBP1-86328] - Staining of human urinary bladder shows moderate to strong positivity in the extracellular matrix.



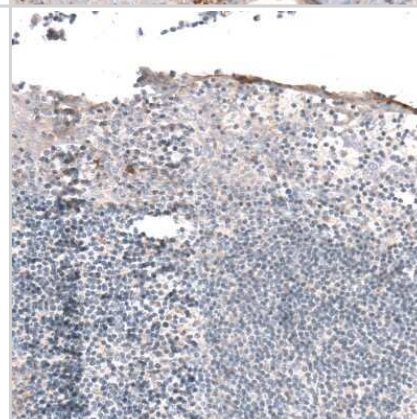
Immunohistochemistry-Paraffin: Hyaluronan Synthase 3/HAS3 Antibody [NBP1-86328] - Staining of human lung shows moderate positivity in respiratory epithelial cells.



Immunohistochemistry-Paraffin: Hyaluronan Synthase 3/HAS3 Antibody [NBP1-86328] - Staining of human prostate shows moderate to strong positivity in the extracellular matrix.



Immunohistochemistry-Paraffin: Hyaluronan Synthase 3/HAS3 Antibody [NBP1-86328] - Staining of human tonsil shows no positivity in lymphoid cells as expected.



## Publications

ínová R, Pavlík V, imek M et al. The hyaluronan metabolism in the UV-irradiated human epidermis and the relevance of in vitro epidermal models *Experimental dermatology* 2023-07-13 [PMID: 37443444]

Mayer CA, Ganguly A, Mayer A Et al. CPAP-induced airway hyper-reactivity in mice is modulated by hyaluronan synthase-3 *Pediatric research* 2021-11-08 [PMID: 34750521] (IF/IHC, Mouse)

Fowke TM, Karunasinghe RN, Bai JZ et al. Hyaluronan synthesis by developing cortical neurons in vitro. *Sci Rep.* 2017-03-13 [PMID: 28287145] (ICC/IF, Rat)





### **Novus Biologicals USA**

10730 E. Briarwood Avenue  
Centennial, CO 80112  
USA  
Phone: 303.730.1950  
Toll Free: 1.888.506.6887  
Fax: 303.730.1966  
nb-customerservice@bio-techne.com

### **Bio-Techne Canada**

21 Canmotor Ave  
Toronto, ON M8Z 4E6  
Canada  
Phone: 905.827.6400  
Toll Free: 855.668.8722  
Fax: 905.827.6402  
canada.inquires@bio-techne.com

### **Bio-Techne Ltd**

19 Barton Lane  
Abingdon Science Park  
Abingdon, OX14 3NB, United Kingdom  
Phone: (44) (0) 1235 529449  
Free Phone: 0800 37 34 15  
Fax: (44) (0) 1235 533420  
info.EMEA@bio-techne.com

### **General Contact Information**

www.novusbio.com  
Technical Support: nb-technical@bio-techne.com  
Orders: nb-customerservice@bio-techne.com  
General: novus@novusbio.com

### **Products Related to NBP1-86328**

---

NBP1-86328PEP	Hyaluronan Synthase 3/HAS3 Recombinant Protein Antigen
HAF008	Goat anti-Rabbit IgG Secondary Antibody [HRP]
NB7160	Goat anti-Rabbit IgG (H+L) Secondary Antibody [HRP]
NBP2-24891	Rabbit IgG Isotype Control

---

### **Limitations**

This product is for research use only and is not approved for use in humans or in clinical diagnosis. Primary Antibodies are guaranteed for 1 year from date of receipt.

For more information on our 100% guarantee, please visit [www.novusbio.com/guarantee](http://www.novusbio.com/guarantee)

Earn gift cards/discounts by submitting a review: [www.novusbio.com/reviews/submit/NBP1-86328](http://www.novusbio.com/reviews/submit/NBP1-86328)

Earn gift cards/discounts by submitting a publication using this product:  
[www.novusbio.com/publications](http://www.novusbio.com/publications)

