

Product Datasheet

RNF7 Antibody - BSA Free NBP1-85594

Unit Size: 0.1 ml

Store at 4C short term. Aliquot and store at -20C long term. Avoid freeze-thaw cycles.

www.novusbio.com



technical@novusbio.com

Protocols, Publications, Related Products, Reviews, Research Tools and Images at:
www.novusbio.com/NBP1-85594

Updated 10/28/2025 v.20.1

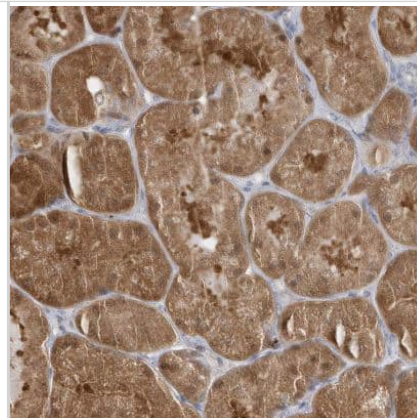
Earn rewards for product
reviews and publications.

Submit a publication at www.novusbio.com/publications

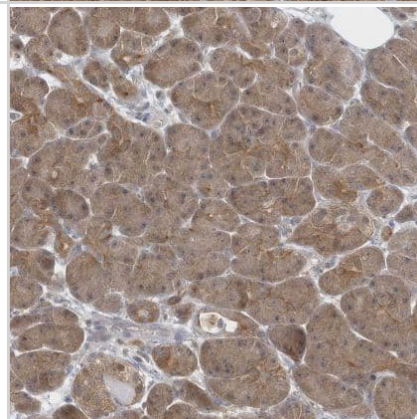
Submit a review at www.novusbio.com/reviews/destination/NBP1-85594



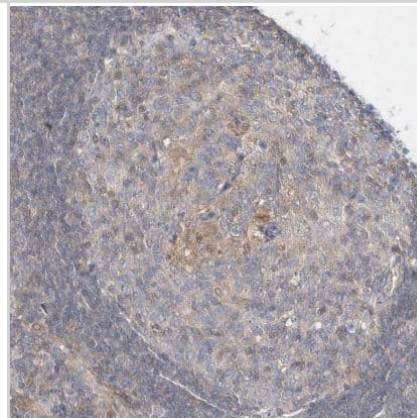
Immunohistochemistry-Paraffin: RNF7 Antibody [NBP1-85594] -Staining of human kidney shows moderate cytoplasmic positivity in cells in tubules.



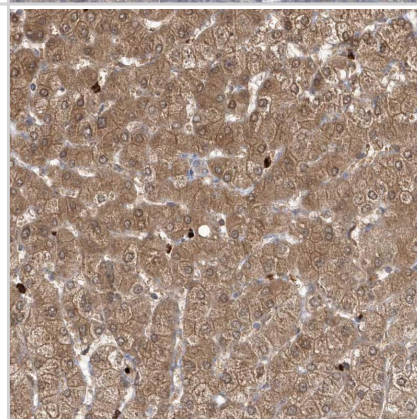
Immunohistochemistry-Paraffin: RNF7 Antibody [NBP1-85594] -Staining of human pancreas shows weak cytoplasmic positivity in exocrine glandular cells.



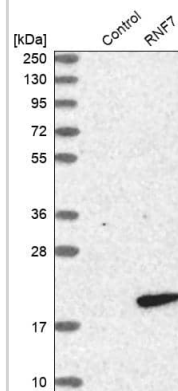
Immunohistochemistry-Paraffin: RNF7 Antibody [NBP1-85594] - Staining of human lymph node shows very weak positivity in germinal center cells as expected.



Staining of human liver shows moderate cytoplasmic positivity in hepatocytes.



Analysis in control (vector only transfected HEK293T lysate) and RNF7 over-expression lysate (Co-expressed with a C-terminal myc-DDK tag (~3.1 kDa) in mammalian HEK293T cells).





Novus Biologicals USA

10730 E. Briarwood Avenue
Centennial, CO 80112
USA
Phone: 303.730.1950
Toll Free: 1.888.506.6887
Fax: 303.730.1966
nb-customerservice@bio-techne.com

Bio-Techne Canada

21 Canmotor Ave
Toronto, ON M8Z 4E6
Canada
Phone: 905.827.6400
Toll Free: 855.668.8722
Fax: 905.827.6402
canada.inquires@bio-techne.com

Bio-Techne Ltd

19 Barton Lane
Abingdon Science Park
Abingdon, OX14 3NB, United Kingdom
Phone: (44) (0) 1235 529449
Free Phone: 0800 37 34 15
Fax: (44) (0) 1235 533420
info.EMEA@bio-techne.com

General Contact Information

www.novusbio.com
Technical Support: nb-technical@bio-techne.com
Orders: nb-customerservice@bio-techne.com
General: novus@novusbio.com

Products Related to NBP1-85594

NBP1-85594PEP	RNF7 Recombinant Protein Antigen
HAF008	Goat anti-Rabbit IgG Secondary Antibody [HRP]
NB7160	Goat anti-Rabbit IgG (H+L) Secondary Antibody [HRP]
NBP2-24891	Rabbit IgG Isotype Control

Limitations

This product is for research use only and is not approved for use in humans or in clinical diagnosis. Primary Antibodies are guaranteed for 1 year from date of receipt.

For more information on our 100% guarantee, please visit www.novusbio.com/guarantee

Earn gift cards/discounts by submitting a review: www.novusbio.com/reviews/submit/NBP1-85594

Earn gift cards/discounts by submitting a publication using this product:
www.novusbio.com/publications

