

Product Datasheet

HSD17B4 Antibody - BSA Free

NBP1-85295

Unit Size: 0.1 ml

Store at 4C short term. Aliquot and store at -20C long term. Avoid freeze-thaw cycles.

www.novusbio.com



technical@novusbio.com

Protocols, Publications, Related Products, Reviews, Research Tools and Images at:
www.novusbio.com/NBP1-85295

Updated 2/21/2025 v.20.1

Earn rewards for product
reviews and publications.

Submit a publication at www.novusbio.com/publications

Submit a review at www.novusbio.com/reviews/destination/NBP1-85295



NBP1-85295

HSD17B4 Antibody - BSA Free

Product Information

Unit Size	0.1 ml
Concentration	Concentrations vary lot to lot. See vial label for concentration. If unlisted please contact technical services.
Storage	Store at 4C short term. Aliquot and store at -20C long term. Avoid freeze-thaw cycles.
Clonality	Polyclonal
Preservative	0.02% Sodium Azide
Isotype	IgG
Purity	Immunogen affinity purified
Buffer	PBS (pH 7.2) and 40% Glycerol

Product Description

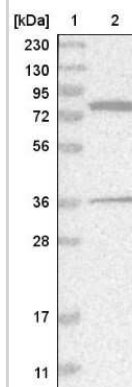
Host	Rabbit
Gene ID	3295
Gene Symbol	HSD17B4
Species	Human
Immunogen	This antibody was developed against Recombinant Protein corresponding to amino acids: VNNAGILRDRSFARISDEDWDIIHRVHLRGSFQVTRAAWEHMKKQKYGRIIMTS SASGIYGNFGQANYSAAKLGLLGLANSLAIEGRKSNIHCNTIAPNAGSRMTQTV MPEDLVEALKPEYVAPLV

Product Application Details

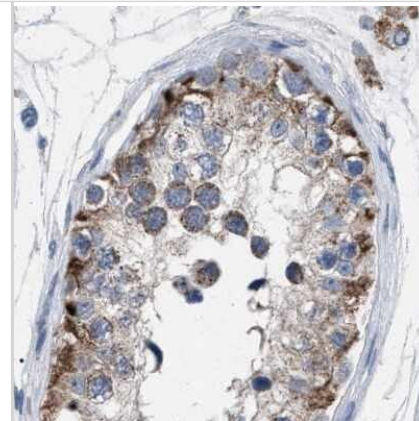
Applications	Western Blot, Immunohistochemistry, Immunohistochemistry-Paraffin
Recommended Dilutions	Western Blot 0.04-0.4 ug/ml, Immunohistochemistry 1:20 - 1:50, Immunohistochemistry-Paraffin 1:20 - 1:50
Application Notes	For IHC-Paraffin, HIER pH 6 retrieval is recommended.

Images

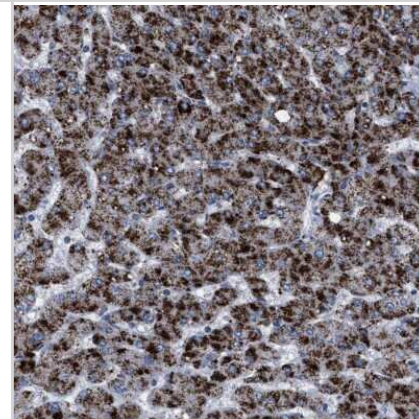
Western Blot: HSD17B4 Antibody [NBP1-85295] - Lane 1: Marker [kDa] 230, 130, 95, 72, 56, 36, 28, 17, 11. Lane 2: Human cell line RT-274



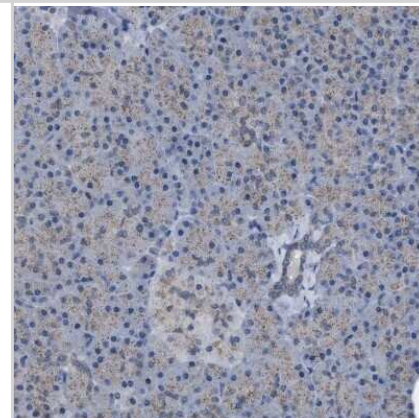
Immunohistochemistry-Paraffin: HSD17B4 Antibody [NBP1-85295] - Staining of human testis.



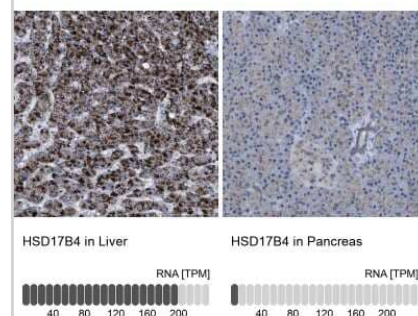
Immunohistochemistry-Paraffin: HSD17B4 Antibody [NBP1-85295] - Staining of human liver shows high expression.



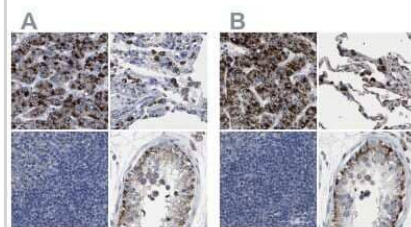
Immunohistochemistry-Paraffin: HSD17B4 Antibody [NBP1-85295] - Staining of human pancreas shows low expression as expected.



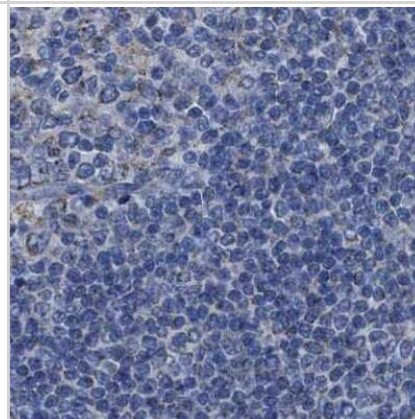
Immunohistochemistry-Paraffin: HSD17B4 Antibody [NBP1-85295] - Staining in human liver and pancreas tissues using anti-HSD17B4 antibody. Corresponding HSD17B4 RNA-seq data are presented for the same tissues.



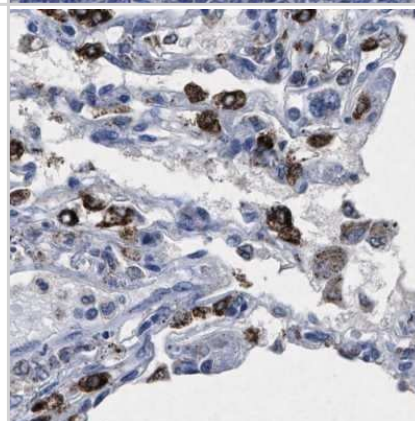
Immunohistochemistry-Paraffin: HSD17B4 Antibody [NBP1-85295] - Staining of human liver, lung, lymph node and testis using Anti-HSD17B4 antibody NBP1-85295 (A) shows similar protein distribution across tissues to independent antibody NBP1-85297 (B).



Immunohistochemistry-Paraffin: HSD17B4 Antibody [NBP1-85295] - Staining of human lymph node.



Immunohistochemistry-Paraffin: HSD17B4 Antibody [NBP1-85295] - Staining of human lung.





Novus Biologicals USA

10730 E. Briarwood Avenue
Centennial, CO 80112
USA
Phone: 303.730.1950
Toll Free: 1.888.506.6887
Fax: 303.730.1966
nb-customerservice@bio-techne.com

Bio-Techne Canada

21 Canmotor Ave
Toronto, ON M8Z 4E6
Canada
Phone: 905.827.6400
Toll Free: 855.668.8722
Fax: 905.827.6402
canada.inquires@bio-techne.com

Bio-Techne Ltd

19 Barton Lane
Abingdon Science Park
Abingdon, OX14 3NB, United Kingdom
Phone: (44) (0) 1235 529449
Free Phone: 0800 37 34 15
Fax: (44) (0) 1235 533420
info.EMEA@bio-techne.com

General Contact Information

www.novusbio.com
Technical Support: nb-technical@bio-techne.com
Orders: nb-customerservice@bio-techne.com
General: novus@novusbio.com

Products Related to NBP1-85295

NBP1-85295PEP	HSD17B4 Recombinant Protein Antigen
HAF008	Goat anti-Rabbit IgG Secondary Antibody [HRP]
NB7160	Goat anti-Rabbit IgG (H+L) Secondary Antibody [HRP]
NBP2-24891	Rabbit IgG Isotype Control

Limitations

This product is for research use only and is not approved for use in humans or in clinical diagnosis. Primary Antibodies are guaranteed for 1 year from date of receipt.

For more information on our 100% guarantee, please visit www.novusbio.com/guarantee

Earn gift cards/discounts by submitting a review: www.novusbio.com/reviews/submit/NBP1-85295

Earn gift cards/discounts by submitting a publication using this product:
www.novusbio.com/publications

