

Product Datasheet

DIAPH1 Antibody - BSA Free NBP1-85246

Unit Size: 0.1 ml

Store at 4C short term. Aliquot and store at -20C long term. Avoid freeze-thaw cycles.

www.novusbio.com



technical@novusbio.com

Publications: 1

Protocols, Publications, Related Products, Reviews, Research Tools and Images at:
www.novusbio.com/NBP1-85246

Updated 9/9/2025 v.20.1

Earn rewards for product
reviews and publications.

Submit a publication at www.novusbio.com/publications

Submit a review at www.novusbio.com/reviews/destination/NBP1-85246



NBP1-85246

DIAPH1 Antibody - BSA Free

Product Information

Unit Size	0.1 ml
Concentration	Concentrations vary lot to lot. See vial label for concentration. If unlisted please contact technical services.
Storage	Store at 4C short term. Aliquot and store at -20C long term. Avoid freeze-thaw cycles.
Clonality	Polyclonal
Preservative	0.02% Sodium Azide
Isotype	IgG
Purity	Immunogen affinity purified
Buffer	PBS (pH 7.2) and 40% Glycerol

Product Description

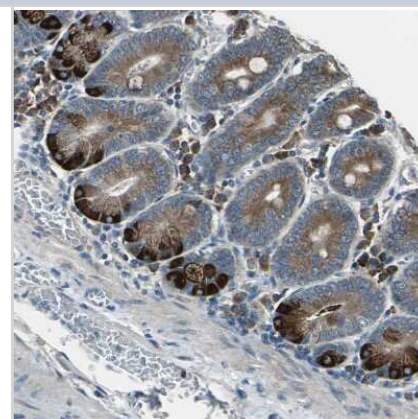
Description	Novus Biologicals Rabbit DIAPH1 Antibody - BSA Free (NBP1-85246) is a polyclonal antibody validated for use in IHC. Anti-DIAPH1 Antibody: Cited in 1 publication. All Novus Biologicals antibodies are covered by our 100% guarantee.
Host	Rabbit
Gene ID	1729
Gene Symbol	DIAPH1
Species	Human
Reactivity Notes	Reactivity reported in scientific literature (PMID: 21886777).
Immunogen	This antibody was developed against Recombinant Protein corresponding to amino acids: SLLDILKRLHDEKEETAGSYDSRNKHEIIRCLKAFMNNKFGIKTMLETEEGILLLV RAMDPAVPNMMIDAAKLLSALCILPQPEDMNERVLEAMTERAEMDEVERFQPL LDGLKSGTTIALKVGCLQLINALITPAE

Product Application Details

Applications	Immunohistochemistry-Paraffin, Immunohistochemistry
Recommended Dilutions	Immunohistochemistry 1:50 - 1:200, Immunohistochemistry-Paraffin 1:50 - 1:200
Application Notes	For IHC-Paraffin, HIER pH 6 retrieval is recommended.

Images

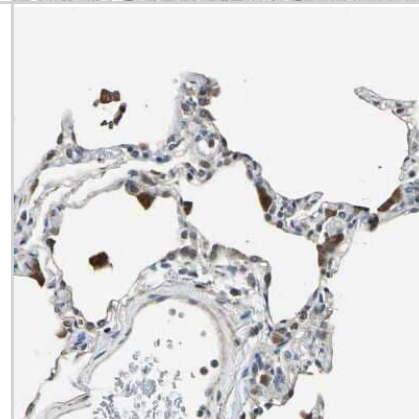
Immunohistochemistry-Paraffin: DIAPH1 Antibody [NBP1-85246] - Staining of human small intestine shows strong cytoplasmic positivity in glandular cells.



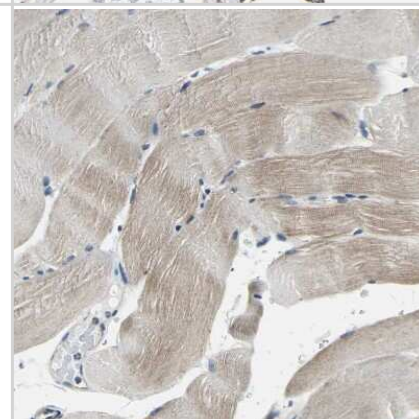
Immunohistochemistry-Paraffin: DIAPH1 Antibody [NBP1-85246] - Staining of human cerebral cortex shows strong cytoplasmic positivity in neuronal cells.



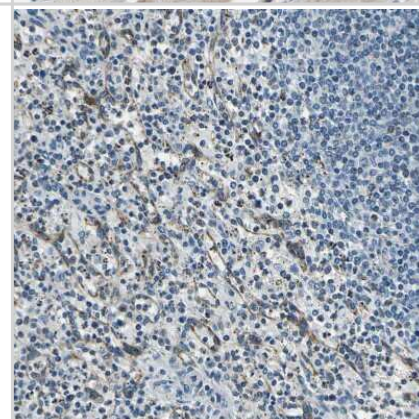
Immunohistochemistry-Paraffin: DIAPH1 Antibody [NBP1-85246] - Staining of human lung shows strong cytoplasmic positivity in macrophages.



Immunohistochemistry-Paraffin: DIAPH1 Antibody [NBP1-85246] - Staining of human skeletal muscle shows weak cytoplasmic positivity in myocytes.



Immunohistochemistry-Paraffin: DIAPH1 Antibody [NBP1-85246] - Staining of human spleen shows moderate cytoplasmic positivity in sinusoids.



Publications

Goel M, Sienkiewicz AE, Picciani R et al. Cochlin Induced TREK-1 Co-Expression and Annexin A2 Secretion: Role in Trabecular Meshwork Cell Elongation and Motility. PLoS One 2011-01-01 [PMID: 21886777]



Novus Biologicals USA

10730 E. Briarwood Avenue
Centennial, CO 80112
USA
Phone: 303.730.1950
Toll Free: 1.888.506.6887
Fax: 303.730.1966
nb-customerservice@bio-techne.com

Bio-Techne Canada

21 Canmotor Ave
Toronto, ON M8Z 4E6
Canada
Phone: 905.827.6400
Toll Free: 855.668.8722
Fax: 905.827.6402
canada.inquires@bio-techne.com

Bio-Techne Ltd

19 Barton Lane
Abingdon Science Park
Abingdon, OX14 3NB, United Kingdom
Phone: (44) (0) 1235 529449
Free Phone: 0800 37 34 15
Fax: (44) (0) 1235 533420
info.EMEA@bio-techne.com

General Contact Information

www.novusbio.com
Technical Support: nb-technical@bio-techne.com
Orders: nb-customerservice@bio-techne.com
General: novus@novusbio.com

Products Related to NBP1-85246

NBP1-85246PEP	DIAPH1 Recombinant Protein Antigen
HAF008	Goat anti-Rabbit IgG Secondary Antibody [HRP]
NB7160	Goat anti-Rabbit IgG (H+L) Secondary Antibody [HRP]
NBP2-24891	Rabbit IgG Isotype Control

Limitations

This product is for research use only and is not approved for use in humans or in clinical diagnosis. Primary Antibodies are guaranteed for 1 year from date of receipt.

For more information on our 100% guarantee, please visit www.novusbio.com/guarantee

Earn gift cards/discounts by submitting a review: www.novusbio.com/reviews/submit/NBP1-85246

Earn gift cards/discounts by submitting a publication using this product:
www.novusbio.com/publications

