

Product Datasheet

NHERF-1 Antibody - BSA Free NBP1-84919

Unit Size: 0.1 ml

Store at 4C short term. Aliquot and store at -20C long term. Avoid freeze-thaw cycles.

www.novusbio.com



technical@novusbio.com

Protocols, Publications, Related Products, Reviews, Research Tools and Images at:
www.novusbio.com/NBP1-84919

Updated 2/21/2025 v.20.1

Earn rewards for product
reviews and publications.

Submit a publication at www.novusbio.com/publications

Submit a review at www.novusbio.com/reviews/destination/NBP1-84919



NBP1-84919

NHERF-1 Antibody - BSA Free

Product Information

Unit Size	0.1 ml
Concentration	Concentrations vary lot to lot. See vial label for concentration. If unlisted please contact technical services.
Storage	Store at 4C short term. Aliquot and store at -20C long term. Avoid freeze-thaw cycles.
Clonality	Polyclonal
Preservative	0.02% Sodium Azide
Isotype	IgG
Purity	Immunogen affinity purified
Buffer	PBS (pH 7.2) and 40% Glycerol

Product Description

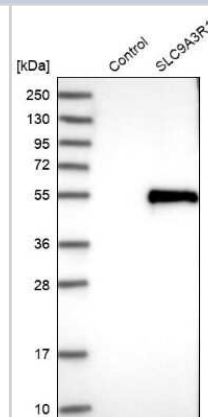
Host	Rabbit
Gene ID	9368
Gene Symbol	NHERF1
Species	Human
Reactivity Notes	Immunogen displays the following percentage of sequence identity for non-tested species: Mouse (80%), Rat (80%)
Immunogen	This antibody was developed against Recombinant Protein corresponding to amino acids: GENVEKETHQQVVSRIIRAALNAVRLLVDPETDEQLQKLGVQVREELLRAQEA PGQAEPPAAAEVQGAGNENEPREADKSHPEQRELRPRLCTMKKGPSGYGFN LHSD

Product Application Details

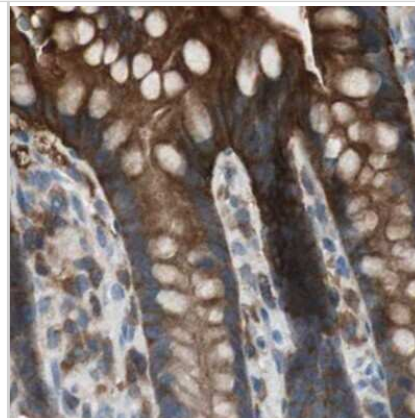
Applications	Western Blot, Immunohistochemistry, Immunohistochemistry-Paraffin
Recommended Dilutions	Western Blot 0.04-0.4 ug/ml, Immunohistochemistry 1:200 - 1:500, Immunohistochemistry-Paraffin 1:200 - 1:500
Application Notes	For IHC-Paraffin, HIER pH 6 retrieval is recommended.

Images

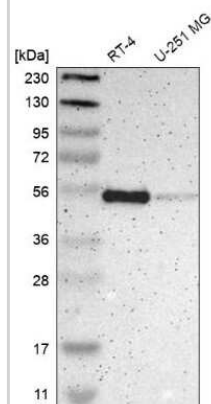
Western Blot: NHERF-1 Antibody [NBP1-84919] - Analysis in control (vector only transfected HEK293T lysate) and SLC9A3R1 over-expression lysate (Co-expressed with a C-terminal myc-DDK tag (3.1 kDa) in mammalian HEK293T cells).



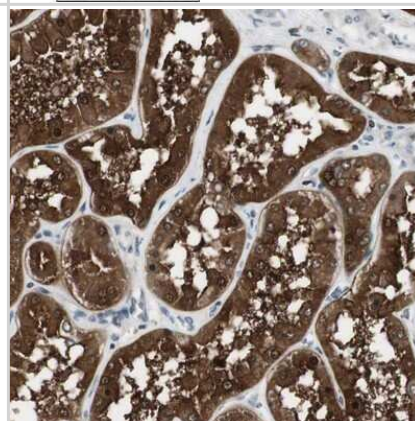
Immunohistochemistry-Paraffin: NHERF-1 Antibody [NBP1-84919] - Staining of human small intestine using Anti-SLC9A3R1 antibody NBP1-84919.



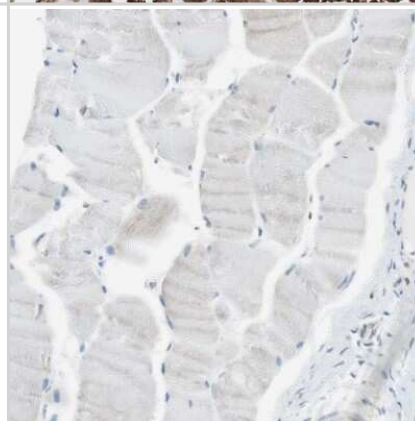
Western Blot: NHERF-1 Antibody [NBP1-84919] - Analysis in human cell line RT-4 and human cell line U-251 MG.



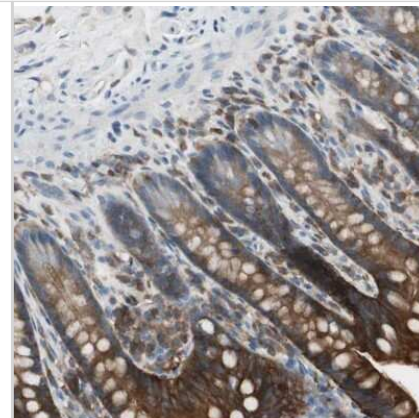
Immunohistochemistry-Paraffin: NHERF-1 Antibody [NBP1-84919] - Staining of human kidney shows strong cytoplasmic positivity in cells of tubules.



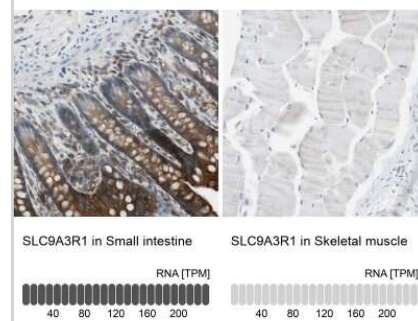
Immunohistochemistry-Paraffin: NHERF-1 Antibody [NBP1-84919] - Staining of human skeletal muscle shows low expression as expected.



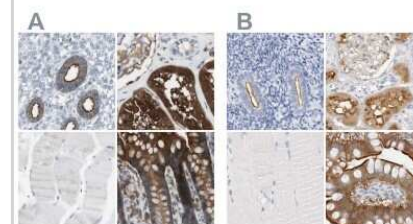
Immunohistochemistry-Paraffin: NHERF-1 Antibody [NBP1-84919] - Staining of human small intestine shows high expression.



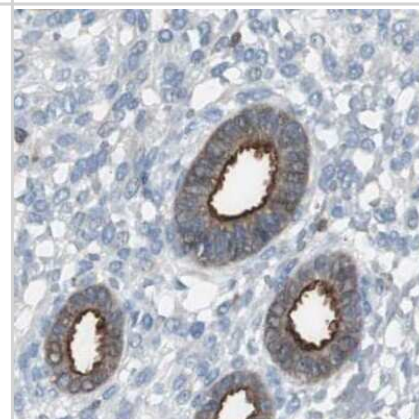
Immunohistochemistry-Paraffin: NHERF-1 Antibody [NBP1-84919] - Staining in human small intestine and skeletal muscle tissues using anti-SLC9A3R1 antibody. Corresponding SLC9A3R1 RNA-seq data are presented for the same tissues.



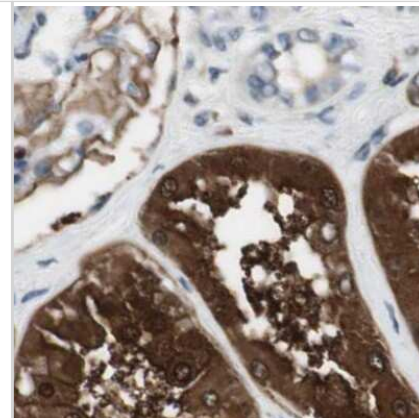
Immunohistochemistry-Paraffin: NHERF-1 Antibody [NBP1-84919] - Staining of human endometrium, kidney, skeletal muscle and small intestine using Anti-SLC9A3R1 antibody NBP1-84919 (A) shows similar protein distribution across tissues to independent antibody NBP1-84918 (B).



Immunohistochemistry-Paraffin: NHERF-1 Antibody [NBP1-84919] - Staining of human endometrium.



Immunohistochemistry-Paraffin: NHERF-1 Antibody [NBP1-84919] - Staining of human kidney.



Immunohistochemistry-Paraffin: NHERF-1 Antibody [NBP1-84919] - Staining of human skeletal muscle using Anti-SLC9A3R1 antibody NBP1-84919.





Novus Biologicals USA

10730 E. Briarwood Avenue
Centennial, CO 80112
USA
Phone: 303.730.1950
Toll Free: 1.888.506.6887
Fax: 303.730.1966
nb-customerservice@bio-techne.com

Bio-Techne Canada

21 Canmotor Ave
Toronto, ON M8Z 4E6
Canada
Phone: 905.827.6400
Toll Free: 855.668.8722
Fax: 905.827.6402
canada.inquires@bio-techne.com

Bio-Techne Ltd

19 Barton Lane
Abingdon Science Park
Abingdon, OX14 3NB, United Kingdom
Phone: (44) (0) 1235 529449
Free Phone: 0800 37 34 15
Fax: (44) (0) 1235 533420
info.EMEA@bio-techne.com

General Contact Information

www.novusbio.com
Technical Support: nb-technical@bio-techne.com
Orders: nb-customerservice@bio-techne.com
General: novus@novusbio.com

Products Related to NBP1-84919

NBP1-84919PEP	NHERF-1 Recombinant Protein Antigen
HAF008	Goat anti-Rabbit IgG Secondary Antibody [HRP]
NB7160	Goat anti-Rabbit IgG (H+L) Secondary Antibody [HRP]
NBP2-24891	Rabbit IgG Isotype Control

Limitations

This product is for research use only and is not approved for use in humans or in clinical diagnosis. Primary Antibodies are guaranteed for 1 year from date of receipt.

For more information on our 100% guarantee, please visit www.novusbio.com/guarantee

Earn gift cards/discounts by submitting a review: www.novusbio.com/reviews/submit/NBP1-84919

Earn gift cards/discounts by submitting a publication using this product:
www.novusbio.com/publications

