

# Product Datasheet

## Complement C5 Antibody - BSA Free NBP1-84395

Unit Size: 0.1 ml

Store at 4C short term. Aliquot and store at -20C long term. Avoid freeze-thaw cycles.

[www.novusbio.com](http://www.novusbio.com)



[technical@novusbio.com](mailto:technical@novusbio.com)

Protocols, Publications, Related Products, Reviews, Research Tools and Images at:  
[www.novusbio.com/NBP1-84395](http://www.novusbio.com/NBP1-84395)

Updated 2/21/2025 v.20.1

Earn rewards for product  
reviews and publications.

Submit a publication at [www.novusbio.com/publications](http://www.novusbio.com/publications)

Submit a review at [www.novusbio.com/reviews/destination/NBP1-84395](http://www.novusbio.com/reviews/destination/NBP1-84395)



**NBP1-84395**

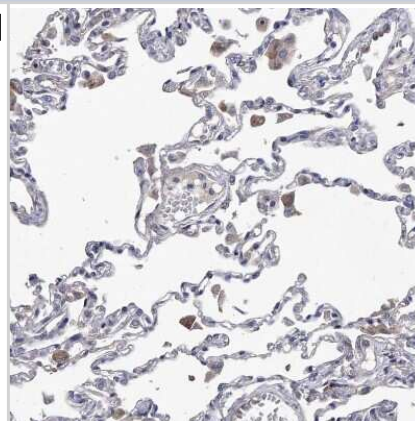
Complement C5 Antibody - BSA Free

| Product Information         |  |
|-----------------------------|--|
| Unit Size                   | 0.1 ml   |
| Concentration               | Concentrations vary lot to lot. See vial label for concentration. If unlisted please contact technical services.   |
| Storage                     | Store at 4C short term. Aliquot and store at -20C long term. Avoid freeze-thaw cycles.   |
| Clonality                   | Polyclonal   |
| Preservative                | 0.02% Sodium Azide   |
| Isotype                     | IgG  |
| Purity                      | Immunogen affinity purified  |
| Buffer                      | PBS (pH 7.2) and 40% Glycerol  |
| Product Description         |  |
| Host                        | Rabbit   |
| Gene ID                     | 727  |
| Gene Symbol                 | C5   |
| Species                     | Human  |
| Immunogen                   | This antibody was developed against Recombinant Protein corresponding to amino acids:<br>LLVKQLRLSMDIDVSYKHKGALHNYKMTDKNFLGRPVEVLLNDDLIVSTGFGSG<br>LATVHVTTVVHKTSTSEEVCSFYLKIDTQDIEASHYRGYGNSDYKRIVACASYKP<br>SREESSSGSSHAVMDISLPTGI |
| Product Application Details |  |
| Applications                | Immunohistochemistry, Immunohistochemistry-Paraffin  |
| Recommended Dilutions       | Immunohistochemistry 1:50 - 1:200, Immunohistochemistry-Paraffin 1:50 - 1:200  |
| Application Notes           | For IHC-Paraffin, HIER pH 6 retrieval is recommended.  |

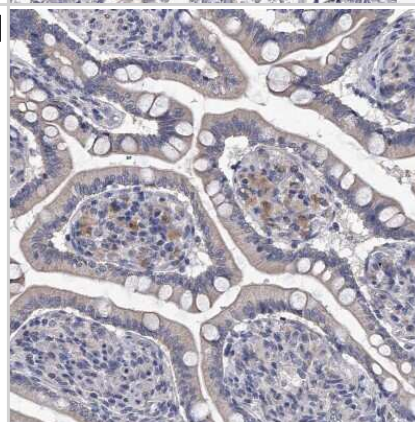


## Images

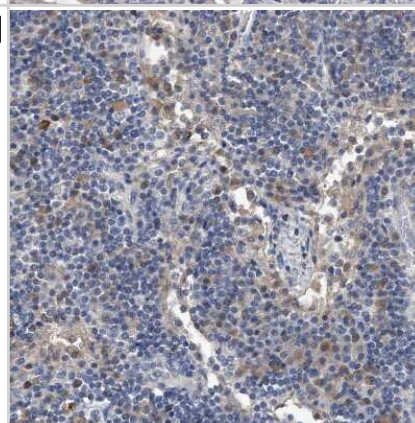
Immunohistochemistry-Paraffin: Complement C5 Antibody [NBP1-84395]  
- Staining of human lung shows moderate cytoplasmic positivity in macrophages.



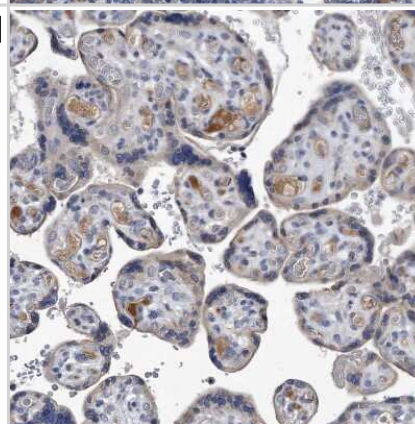
Immunohistochemistry-Paraffin: Complement C5 Antibody [NBP1-84395]  
- Staining of human small intestine shows moderate cytoplasmic positivity in lymphoid cells.



Immunohistochemistry-Paraffin: Complement C5 Antibody [NBP1-84395]  
- Staining of human lymph node shows moderate cytoplasmic positivity in lymphoid cells.



Immunohistochemistry-Paraffin: Complement C5 Antibody [NBP1-84395]  
- Staining of human placenta shows moderate positivity in plasma.





### **Novus Biologicals USA**

10730 E. Briarwood Avenue  
Centennial, CO 80112  
USA  
Phone: 303.730.1950  
Toll Free: 1.888.506.6887  
Fax: 303.730.1966  
nb-customerservice@bio-techne.com

### **Bio-Techne Canada**

21 Canmotor Ave  
Toronto, ON M8Z 4E6  
Canada  
Phone: 905.827.6400  
Toll Free: 855.668.8722  
Fax: 905.827.6402  
canada.inquires@bio-techne.com

### **Bio-Techne Ltd**

19 Barton Lane  
Abingdon Science Park  
Abingdon, OX14 3NB, United Kingdom  
Phone: (44) (0) 1235 529449  
Free Phone: 0800 37 34 15  
Fax: (44) (0) 1235 533420  
info.EMEA@bio-techne.com

### **General Contact Information**

www.novusbio.com  
Technical Support: nb-technical@bio-techne.com  
Orders: nb-customerservice@bio-techne.com  
General: novus@novusbio.com

### **Products Related to NBP1-84395**

---

|               |   |
|---------------|---|
| NBP1-84395PEP | Complement C5 Recombinant Protein Antigen           |
| HAF008        | Goat anti-Rabbit IgG Secondary Antibody [HRP]       |
| NB7160        | Goat anti-Rabbit IgG (H+L) Secondary Antibody [HRP] |
| NBP2-24891    | Rabbit IgG Isotype Control                          |

---

### **Limitations**

This product is for research use only and is not approved for use in humans or in clinical diagnosis. Primary Antibodies are guaranteed for 1 year from date of receipt.

For more information on our 100% guarantee, please visit [www.novusbio.com/guarantee](http://www.novusbio.com/guarantee)

Earn gift cards/discounts by submitting a review: [www.novusbio.com/reviews/submit/NBP1-84395](http://www.novusbio.com/reviews/submit/NBP1-84395)

Earn gift cards/discounts by submitting a publication using this product:  
[www.novusbio.com/publications](http://www.novusbio.com/publications)

