

Product Datasheet

DMRT1 Antibody - BSA Free

NBP1-84071

Unit Size: 0.1 ml

Store at 4C short term. Aliquot and store at -20C long term. Avoid freeze-thaw cycles.

www.novusbio.com



technical@novusbio.com

Publications: 4

Protocols, Publications, Related Products, Reviews, Research Tools and Images at:
www.novusbio.com/NBP1-84071

Updated 2/21/2025 v.20.1

Earn rewards for product
reviews and publications.

Submit a publication at www.novusbio.com/publications

Submit a review at www.novusbio.com/reviews/destination/NBP1-84071



NBP1-84071

DMRT1 Antibody - BSA Free

Product Information

Unit Size	0.1 ml
Concentration	Concentrations vary lot to lot. See vial label for concentration. If unlisted please contact technical services.
Storage	Store at 4C short term. Aliquot and store at -20C long term. Avoid freeze-thaw cycles.
Clonality	Polyclonal
Preservative	0.02% Sodium Azide
Isotype	IgG
Purity	Immunogen affinity purified
Buffer	PBS (pH 7.2) and 40% Glycerol

Product Description

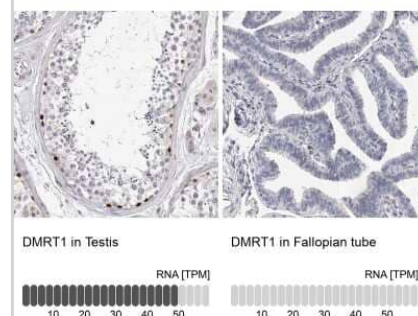
Host	Rabbit
Gene ID	1761
Gene Symbol	DMRT1
Species	Human
Reactivity Notes	Reactivity reported in scientific literature (PMID: 24598113)
Immunogen	This antibody was developed against Recombinant Protein corresponding to amino acids: LAADSASGEVGNPLGGSPVKNSLRGLPGPYVPGQTGNQWQMKNMENRHAM SSQYRMHSYYPPPSYLGQSVQFFTFEDAPSYPEARASVFSPSSQDSGLVS LSSSSPISNKSTKAVLECEPASEPSSFTVTPVI

Product Application Details

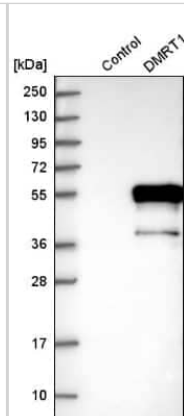
Applications	Western Blot, Immunohistochemistry, Immunohistochemistry-Paraffin
Recommended Dilutions	Western Blot 0.04-0.4 ug/ml, Immunohistochemistry 1:1000 - 1:2500, Immunohistochemistry-Paraffin 1:1000-1:2500
Application Notes	IHC reported in scientific literature (PMID: 30067948). For IHC-Paraffin, HIER pH 6 retrieval is recommended.

Images

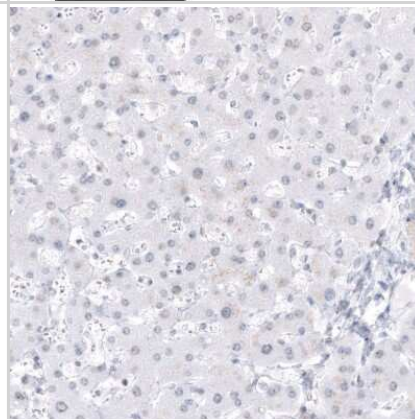
Immunohistochemistry-Paraffin: DMRT1 Antibody [NBP1-84071] - Staining in human testis and fallopian tube tissues using anti-DMRT1 antibody. Corresponding DMRT1 RNA-seq data are presented for the same tissues.



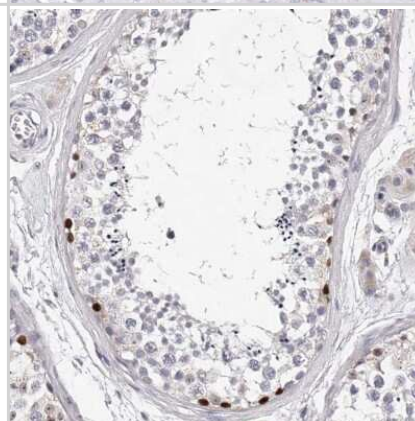
Western Blot: DMRT1 Antibody [NBP1-84071] - Analysis in control (vector only transfected HEK293T lysate) and DMRT1 over-expression lysate (Co-expressed with a C-terminal myc-DDK tag (3.1 kDa) in mammalian HEK293T cells).



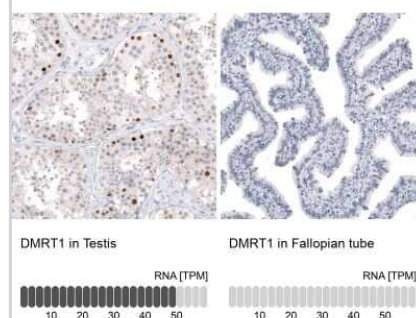
Immunohistochemistry-Paraffin: DMRT1 Antibody [NBP1-84071] - Staining of human liver shows no positivity in hepatocytes as expected.



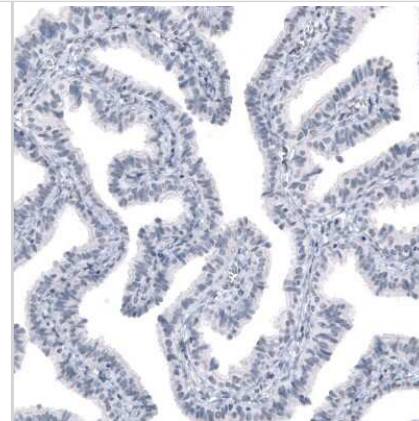
Immunohistochemistry-Paraffin: DMRT1 Antibody [NBP1-84071] - Staining of human testis shows high expression.



Immunohistochemistry-Paraffin: DMRT1 Antibody [NBP1-84071] - Analysis in human testis and fallopian tube tissues. Corresponding DMRT1 RNA-seq data are presented for the same tissues.



Immunohistochemistry-Paraffin: DMRT1 Antibody [NBP1-84071] - Staining of human fallopian tube shows no nuclear positivity in glandular cells as expected.



Publications

Roth LM, Michal M, Michal M et al. Protein expression of the transcription factors DMRT1, TCLF5, and OCT4 in selected germ cell neoplasms of the testis Hum. Pathol. 2018-07-29 [PMID: 30067948] (IF/IHC, Human)

Djureinovic D, Fagerberg L, Hallstrom B et al. The human testis-specific proteome defined by transcriptomics and antibody-based profiling. Mol Hum Reprod 2014-06-01 [PMID: 24598113]

von Kopylow K, Staeger H, Schulze W et al. Fibroblast growth factor receptor 3 is highly expressed in rarely dividing human type A spermatogonia. Histochem Cell Biol 2012-11-01 [PMID: 22777346]

von Kopylow K, Staeger H, Spiess AN et al. Differential marker protein expression specifies rarefaction zone-containing human Adark spermatogonia. Reproduction 2012-01-01 [PMID: 22046055]



Novus Biologicals USA

10730 E. Briarwood Avenue
Centennial, CO 80112
USA
Phone: 303.730.1950
Toll Free: 1.888.506.6887
Fax: 303.730.1966
nb-customerservice@bio-techne.com

Bio-Techne Canada

21 Canmotor Ave
Toronto, ON M8Z 4E6
Canada
Phone: 905.827.6400
Toll Free: 855.668.8722
Fax: 905.827.6402
canada.inquires@bio-techne.com

Bio-Techne Ltd

19 Barton Lane
Abingdon Science Park
Abingdon, OX14 3NB, United Kingdom
Phone: (44) (0) 1235 529449
Free Phone: 0800 37 34 15
Fax: (44) (0) 1235 533420
info.EMEA@bio-techne.com

General Contact Information

www.novusbio.com
Technical Support: nb-technical@bio-techne.com
Orders: nb-customerservice@bio-techne.com
General: novus@novusbio.com

Products Related to NBP1-84071

NBP1-84071PEP	DMRT1 Recombinant Protein Antigen
HAF008	Goat anti-Rabbit IgG Secondary Antibody [HRP]
NB7160	Goat anti-Rabbit IgG (H+L) Secondary Antibody [HRP]
NBP2-24891	Rabbit IgG Isotype Control

Limitations

This product is for research use only and is not approved for use in humans or in clinical diagnosis. Primary Antibodies are guaranteed for 1 year from date of receipt.

For more information on our 100% guarantee, please visit www.novusbio.com/guarantee

Earn gift cards/discounts by submitting a review: www.novusbio.com/reviews/submit/NBP1-84071

Earn gift cards/discounts by submitting a publication using this product:
www.novusbio.com/publications

