

Product Datasheet

FHOD3 Antibody - BSA Free

NBP1-83899

Unit Size: 0.1 ml

Store at 4C short term. Aliquot and store at -20C long term. Avoid freeze-thaw cycles.

www.novusbio.com



technical@novusbio.com

Publications: 1

Protocols, Publications, Related Products, Reviews, Research Tools and Images at:
www.novusbio.com/NBP1-83899

Updated 9/9/2025 v.20.1

Earn rewards for product
reviews and publications.

Submit a publication at www.novusbio.com/publications

Submit a review at www.novusbio.com/reviews/destination/NBP1-83899



NBP1-83899

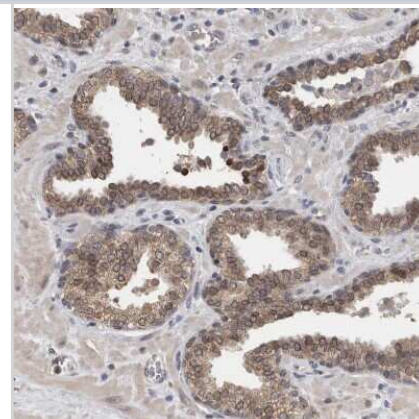
FHOD3 Antibody - BSA Free

Product Information	
Unit Size	0.1 ml
Concentration	Concentrations vary lot to lot. See vial label for concentration. If unlisted please contact technical services.
Storage	Store at 4C short term. Aliquot and store at -20C long term. Avoid freeze-thaw cycles.
Clonality	Polyclonal
Preservative	0.02% Sodium Azide
Isotype	IgG
Purity	Immunogen affinity purified
Buffer	PBS (pH 7.2) and 40% Glycerol
Product Description	
Description	Novus Biologicals Rabbit FHOD3 Antibody - BSA Free (NBP1-83899) is a polyclonal antibody validated for use in IHC. Anti-FHOD3 Antibody: Cited in 1 publication. All Novus Biologicals antibodies are covered by our 100% guarantee.
Host	Rabbit
Gene ID	80206
Gene Symbol	FHOD3
Species	Human
Reactivity Notes	Immunogen displays the following percentage of sequence identity for non-tested species: Mouse (81%), Rat (83%). Human reactivity reported in scientific literature (PMID: 23255317).
Immunogen	This antibody was developed against Recombinant Protein corresponding to amino acids: QCGDILTNRKFMLDMLYAHNRKSPDDEEKGDGEAGRTQQEAEAVASLATRIST LQANSQTQDESVRRVDVGCLDNRGSVKAFAEKFNSGDLGRGSISPDAEPNDK VPETAPVQPKTESDYIWDQLM
Product Application Details	
Applications	Immunohistochemistry-Paraffin, Immunohistochemistry
Recommended Dilutions	Immunohistochemistry 1:50 - 1:200, Immunohistochemistry-Paraffin 1:50 - 1:200
Application Notes	IHC reported in scientific literature (PMID: 23255317). For IHC-Paraffin, HIER pH 6 retrieval is recommended.

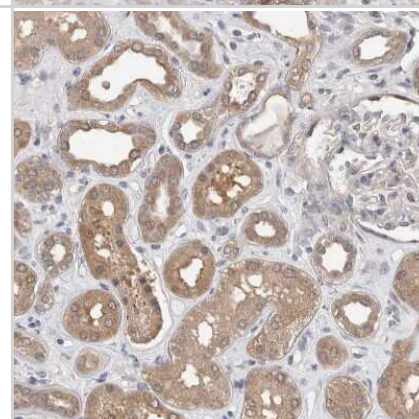


Images

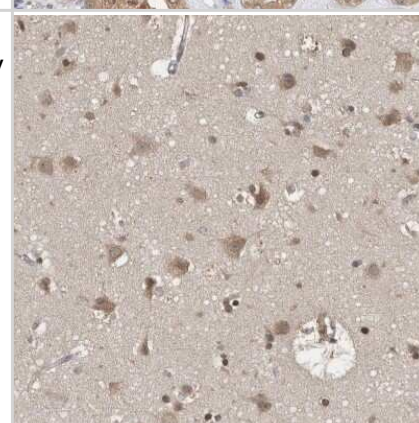
Immunohistochemistry-Paraffin: FHOD3 Antibody [NBP1-83899] - Staining of human prostate shows moderate cytoplasmic positivity in glandular cells.



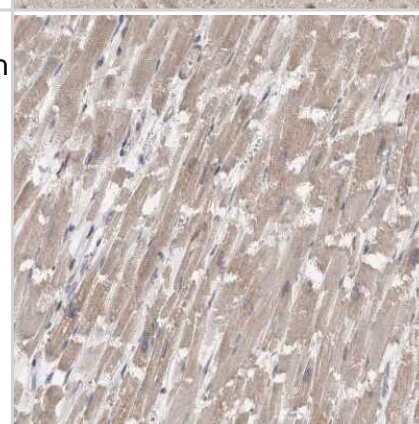
Immunohistochemistry-Paraffin: FHOD3 Antibody [NBP1-83899] - Staining of human kidney shows moderate cytoplasmic positivity in cells in tubules.



Immunohistochemistry-Paraffin: FHOD3 Antibody [NBP1-83899] - Staining of human cerebral cortex shows moderate cytoplasmic positivity in neurons.



Immunohistochemistry-Paraffin: FHOD3 Antibody [NBP1-83899] - Staining of human heart muscle shows moderate cytoplasmic positivity in cardiomyocytes.



Publications

Wooten EC, Hebl VB, Wolf MJ et al. Formin Homology 2 Domain Containing 3 (FHOD3) Variants Associated with Hypertrophic Cardiomyopathy. Circ Cardiovasc Genet 2013-02-01 [PMID: 23255317] (IF/IHC, Human)



Novus Biologicals USA

10730 E. Briarwood Avenue
Centennial, CO 80112
USA
Phone: 303.730.1950
Toll Free: 1.888.506.6887
Fax: 303.730.1966
nb-customerservice@bio-techne.com

Bio-Techne Canada

21 Canmotor Ave
Toronto, ON M8Z 4E6
Canada
Phone: 905.827.6400
Toll Free: 855.668.8722
Fax: 905.827.6402
canada.inquires@bio-techne.com

Bio-Techne Ltd

19 Barton Lane
Abingdon Science Park
Abingdon, OX14 3NB, United Kingdom
Phone: (44) (0) 1235 529449
Free Phone: 0800 37 34 15
Fax: (44) (0) 1235 533420
info.EMEA@bio-techne.com

General Contact Information

www.novusbio.com
Technical Support: nb-technical@bio-techne.com
Orders: nb-customerservice@bio-techne.com
General: novus@novusbio.com

Products Related to NBP1-83899

NBP1-83899PEP	FHOD3 Recombinant Protein Antigen
HAF008	Goat anti-Rabbit IgG Secondary Antibody [HRP]
NB7160	Goat anti-Rabbit IgG (H+L) Secondary Antibody [HRP]
NBP2-24891	Rabbit IgG Isotype Control

Limitations

This product is for research use only and is not approved for use in humans or in clinical diagnosis. Primary Antibodies are guaranteed for 1 year from date of receipt.

For more information on our 100% guarantee, please visit www.novusbio.com/guarantee

Earn gift cards/discounts by submitting a review: www.novusbio.com/reviews/submit/NBP1-83899

Earn gift cards/discounts by submitting a publication using this product:
www.novusbio.com/publications

