

Product Datasheet

LHPP Antibody - BSA Free NBP1-83272

Unit Size: 0.1 ml

Store at 4C short term. Aliquot and store at -20C long term. Avoid freeze-thaw cycles.

www.novusbio.com



technical@novusbio.com

Publications: 1

Protocols, Publications, Related Products, Reviews, Research Tools and Images at:
www.novusbio.com/NBP1-83272

Updated 9/9/2025 v.20.1

Earn rewards for product
reviews and publications.

Submit a publication at www.novusbio.com/publications

Submit a review at www.novusbio.com/reviews/destination/NBP1-83272



NBP1-83272

LHPP Antibody - BSA Free

Product Information	
Unit Size	0.1 ml
Concentration	Concentrations vary lot to lot. See vial label for concentration. If unlisted please contact technical services.
Storage	Store at 4C short term. Aliquot and store at -20C long term. Avoid freeze-thaw cycles.
Clonality	Polyclonal
Preservative	0.02% Sodium Azide
Isotype	IgG
Purity	Immunogen affinity purified
Buffer	PBS (pH 7.2) and 40% Glycerol

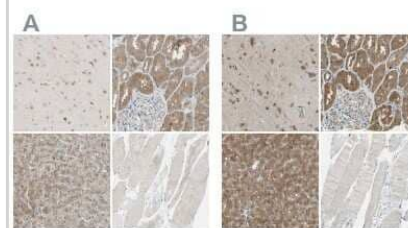
Product Description	
Description	Novus Biologicals Rabbit LHPP Antibody - BSA Free (NBP1-83272) is a polyclonal antibody validated for use in IHC, WB and ICC/IF. Anti-LHPP Antibody: Cited in 1 publication. All Novus Biologicals antibodies are covered by our 100% guarantee.
Host	Rabbit
Gene ID	64077
Gene Symbol	LHPP
Species	Human
Immunogen	This antibody was developed against Recombinant Protein corresponding to amino acids: LISLGKGRYYKETSGMLDVGPMKALEYACGIKAEVVGKPSPEFFKSALQAIG VEAHQAVMIGDDIVGDVGGAQRCGMRALQVRTGKFRPSDEHHPEVKADGYV D

Product Application Details	
Applications	Western Blot, Immunohistochemistry-Paraffin, Immunocytochemistry/ Immunofluorescence, Immunohistochemistry
Recommended Dilutions	Western Blot 0.04-0.4 ug/ml, Immunohistochemistry 1:200 - 1:500, Immunocytochemistry/ Immunofluorescence 0.25-2 ug/ml, Immunohistochemistry-Paraffin 1:200 - 1:500
Application Notes	For IHC-Paraffin, HIER pH 6 retrieval is recommended. ICC/IF Fixation Permeabilization: Use PFA/Triton X-100.

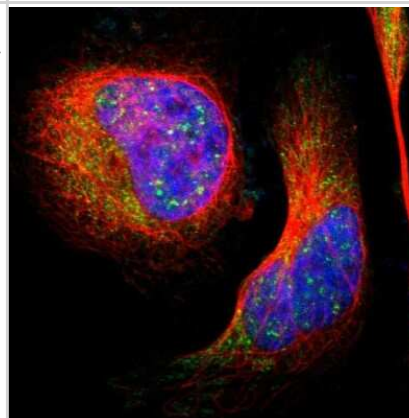


Images

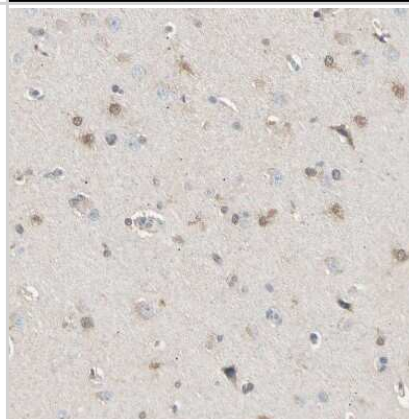
Immunohistochemistry-Paraffin: LHPP Antibody [NBP1-83272] - Staining of human cerebral cortex, gastrointestinal, lymphoid tissues and testis using Anti-NFIA antibody (A) NBP1-83272 shows similar protein distribution across tissues to independent antibody NBP1-83273 (B).



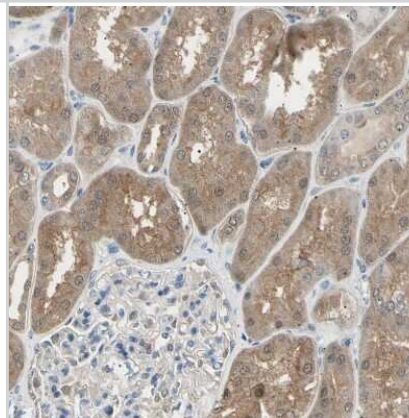
Immunocytochemistry/Immunofluorescence: LHPP Antibody [NBP1-83272] - Staining of human cell line U-2 OS shows localization to nuclear speckles & cytosol. Antibody staining is shown in green.



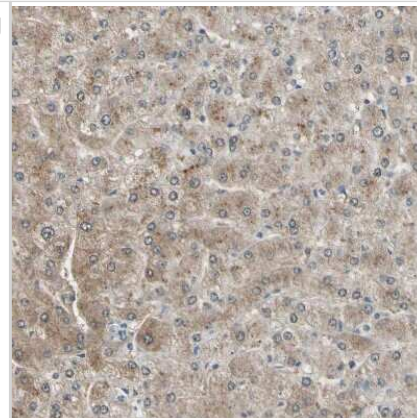
Immunohistochemistry-Paraffin: LHPP Antibody [NBP1-83272] - Staining of human cerebral cortex shows moderate positivity in neurons and glial cells.



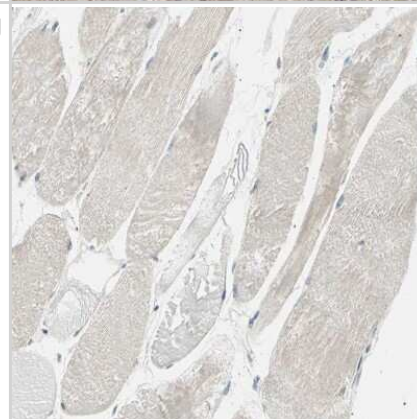
Immunohistochemistry-Paraffin: LHPP Antibody [NBP1-83272] - Staining of human kidney shows moderate cytoplasmic positivity in cells in tubules.



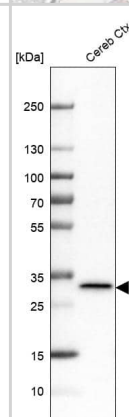
Immunohistochemistry-Paraffin: LHPP Antibody [NBP1-83272] - Staining of human liver shows moderate cytoplasmic positivity in hepatocytes.



Immunohistochemistry-Paraffin: LHPP Antibody [NBP1-83272] - Staining of human skeletal muscle shows very weak positivity in myocytes.



Analysis in human cerebral cortex tissue.



Publications

Linder M, Liko D, Kancharla V et al. Colitis Is Associated with Loss of the Histidine Phosphatase LHPP and Upregulation of Histidine Phosphorylation in Intestinal Epithelial Cells *Biomedicines* 2023-08-01 [PMID: 37626656] (Immunohistochemistry, Immunocytochemistry/ Immunofluorescence)



Novus Biologicals USA

10730 E. Briarwood Avenue
Centennial, CO 80112
USA
Phone: 303.730.1950
Toll Free: 1.888.506.6887
Fax: 303.730.1966
nb-customerservice@bio-techne.com

Bio-Techne Canada

21 Canmotor Ave
Toronto, ON M8Z 4E6
Canada
Phone: 905.827.6400
Toll Free: 855.668.8722
Fax: 905.827.6402
canada.inquires@bio-techne.com

Bio-Techne Ltd

19 Barton Lane
Abingdon Science Park
Abingdon, OX14 3NB, United Kingdom
Phone: (44) (0) 1235 529449
Free Phone: 0800 37 34 15
Fax: (44) (0) 1235 533420
info.EMEA@bio-techne.com

General Contact Information

www.novusbio.com
Technical Support: nb-technical@bio-techne.com
Orders: nb-customerservice@bio-techne.com
General: novus@novusbio.com

Products Related to NBP1-83272

NBP1-83272PEP	LHPP Recombinant Protein Antigen
HAF008	Goat anti-Rabbit IgG Secondary Antibody [HRP]
NB7160	Goat anti-Rabbit IgG (H+L) Secondary Antibody [HRP]
NBP2-24891	Rabbit IgG Isotype Control

Limitations

This product is for research use only and is not approved for use in humans or in clinical diagnosis. Primary Antibodies are guaranteed for 1 year from date of receipt.

For more information on our 100% guarantee, please visit www.novusbio.com/guarantee

Earn gift cards/discounts by submitting a review: www.novusbio.com/reviews/submit/NBP1-83272

Earn gift cards/discounts by submitting a publication using this product:
www.novusbio.com/publications

