

Product Datasheet

SF3B4 Antibody NBP1-83191

Unit Size: 0.1 ml

Store at 4C short term. Aliquot and store at -20C long term. Avoid freeze-thaw cycles.

www.novusbio.com



technical@novusbio.com

Protocols, Publications, Related Products, Reviews, Research Tools and Images at:
www.novusbio.com/NBP1-83191

Updated 11/19/2023 v.20.1

Earn rewards for product
reviews and publications.

Submit a publication at www.novusbio.com/publications

Submit a review at www.novusbio.com/reviews/destination/NBP1-83191



NBP1-83191**SF3B4 Antibody****Product Information**

Unit Size	0.1 ml
Concentration	Concentrations vary lot to lot. See vial label for concentration. If unlisted please contact technical services.
Storage	Store at 4C short term. Aliquot and store at -20C long term. Avoid freeze-thaw cycles.
Clonality	Polyclonal
Preservative	0.02% Sodium Azide
Isotype	IgG
Purity	Immunogen affinity purified
Buffer	PBS (pH 7.2) and 40% Glycerol

Product Description

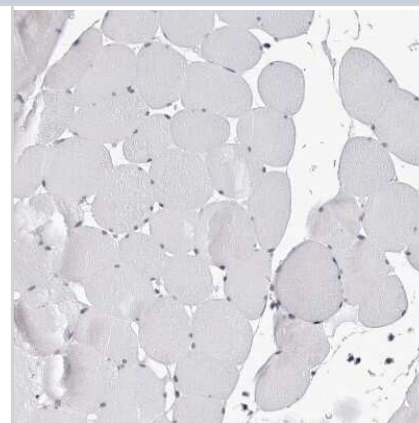
Host	Rabbit
Gene ID	10262
Gene Symbol	SF3B4
Species	Human
Immunogen	This antibody was developed against Recombinant Protein corresponding to amino acids: IRVNKASAHNKNLDVGANIFIGNLDPEIDEKLLYDTFSAFGVILQTPKIMRDPDTG NSKGYAFINFASFDASDAAIEAMNGQYLCNRPTV

Product Application Details

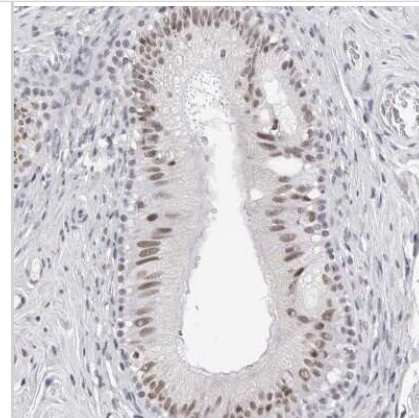
Applications	Immunohistochemistry, Immunohistochemistry-Paraffin
Recommended Dilutions	Immunohistochemistry 1:10-1:500, Immunohistochemistry-Paraffin 1:200-1:500
Application Notes	For IHC-Paraffin, HIER pH 6 retrieval is recommended.

Images

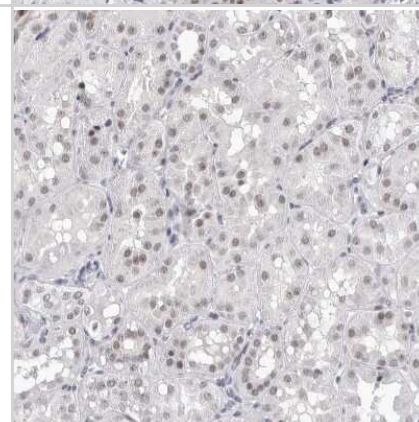
Immunohistochemistry-Paraffin: SF3B4 Antibody [NBP1-83191] - Staining of human skeletal muscle shows no nuclear positivity in myocytes.



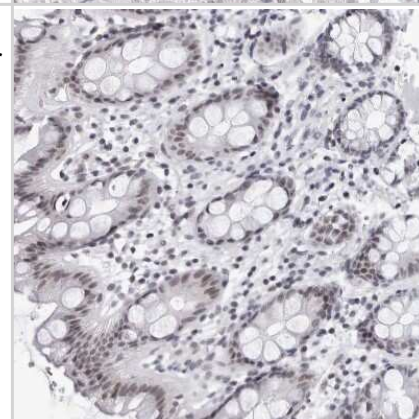
Immunohistochemistry-Paraffin: SF3B4 Antibody [NBP1-83191] - Staining of human epididymis shows nuclear moderate positivity in glandular cells.



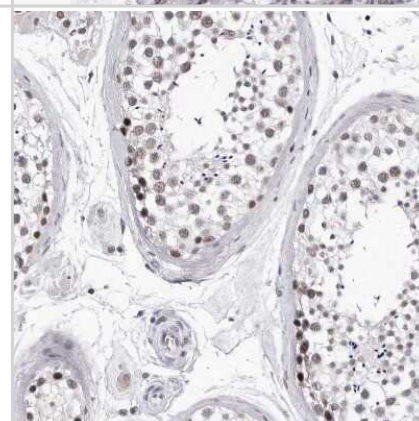
Immunohistochemistry-Paraffin: SF3B4 Antibody [NBP1-83191] - Staining of human kidney shows moderate nuclear positivity in cells in tubules.



Immunohistochemistry-Paraffin: SF3B4 Antibody [NBP1-83191] - Staining of human rectum shows moderate nuclear positivity in glandular cells.



Immunohistochemistry-Paraffin: SF3B4 Antibody [NBP1-83191] - Staining of human testis shows moderate nuclear positivity in cells in seminiferous ducts.





Novus Biologicals USA

10730 E. Briarwood Avenue
Centennial, CO 80112
USA
Phone: 303.730.1950
Toll Free: 1.888.506.6887
Fax: 303.730.1966
nb-customerservice@bio-techne.com

Bio-Techne Canada

21 Canmotor Ave
Toronto, ON M8Z 4E6
Canada
Phone: 905.827.6400
Toll Free: 855.668.8722
Fax: 905.827.6402
canada.inquires@bio-techne.com

Bio-Techne Ltd

19 Barton Lane
Abingdon Science Park
Abingdon, OX14 3NB, United Kingdom
Phone: (44) (0) 1235 529449
Free Phone: 0800 37 34 15
Fax: (44) (0) 1235 533420
info.EMEA@bio-techne.com

General Contact Information

www.novusbio.com
Technical Support: nb-technical@bio-techne.com
Orders: nb-customerservice@bio-techne.com
General: novus@novusbio.com

Limitations

This product is for research use only and is not approved for use in humans or in clinical diagnosis. Primary Antibodies are guaranteed for 1 year from date of receipt.

For more information on our 100% guarantee, please visit www.novusbio.com/guarantee

Earn gift cards/discounts by submitting a review: www.novusbio.com/reviews/submit/NBP1-83191

Earn gift cards/discounts by submitting a publication using this product:
www.novusbio.com/publications

