

Product Datasheet

Sulfamidase/SGSH Antibody - BSA Free NBP1-83165

Unit Size: 0.1 ml

Store at 4C short term. Aliquot and store at -20C long term. Avoid freeze-thaw cycles.

www.novusbio.com



technical@novusbio.com

Protocols, Publications, Related Products, Reviews, Research Tools and Images at:
www.novusbio.com/NBP1-83165

Updated 9/9/2025 v.20.1

Earn rewards for product
reviews and publications.

Submit a publication at www.novusbio.com/publications

Submit a review at www.novusbio.com/reviews/destination/NBP1-83165



NBP1-83165

Sulfamidase/SGSH Antibody - BSA Free

Product Information

Unit Size	0.1 ml
Concentration	Concentrations vary lot to lot. See vial label for concentration. If unlisted please contact technical services.
Storage	Store at 4C short term. Aliquot and store at -20C long term. Avoid freeze-thaw cycles.
Clonality	Polyclonal
Preservative	0.02% Sodium Azide
Isotype	IgG
Purity	Immunogen affinity purified
Buffer	PBS (pH 7.2) and 40% Glycerol

Product Description

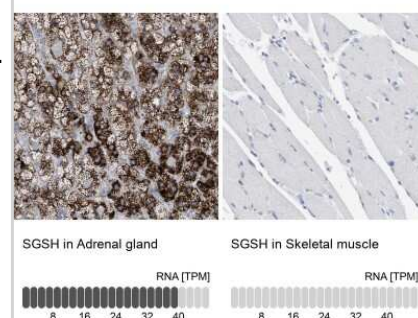
Description	Novus Biologicals Rabbit Sulfamidase/SGSH Antibody - BSA Free (NBP1-83165) is a polyclonal antibody validated for use in IHC. All Novus Biologicals antibodies are covered by our 100% guarantee.
Host	Rabbit
Gene ID	6448
Gene Symbol	SGSH
Species	Human
Immunogen	This antibody was developed against Recombinant Protein corresponding to amino acids: CEKFGNGESGMGRIPDWTPQAYDPLDVLVPYFVPNTPAARADLAAQYTTVGR MDQGVGLVLQELRDAGVLNDTLVIFTSDNGIPFPSGRTNLYWPGTAEPL

Product Application Details

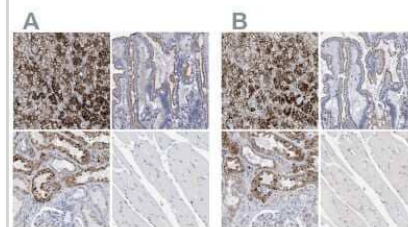
Applications	Immunohistochemistry-Paraffin, Immunohistochemistry
Recommended Dilutions	Immunohistochemistry 1:200 - 1:500, Immunohistochemistry-Paraffin 1:200-1:500
Application Notes	For IHC-Paraffin, HIER pH 6 retrieval is recommended.

Images

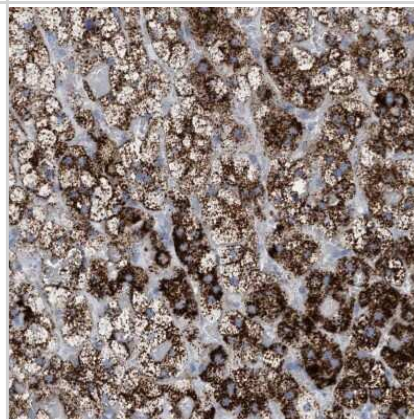
Immunohistochemistry-Paraffin: Sulfamidase/SGSH Antibody [NBP1-83165] - Analysis in human adrenal gland and skeletal muscle tissues. Corresponding SGSH RNA-seq data are presented for the same tissues.



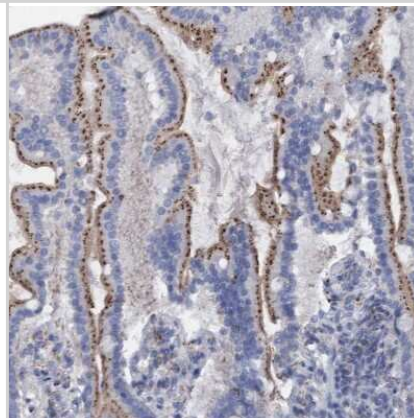
Immunohistochemistry-Paraffin: Sulfamidase/SGSH Antibody [NBP1-83165] - Staining of human adrenal gland, duodenum, kidney and skeletal muscle using Anti-SGSH antibody (A) NBP1-83165 shows similar protein distribution across tissues to independent antibody NBP1-83164 (B).



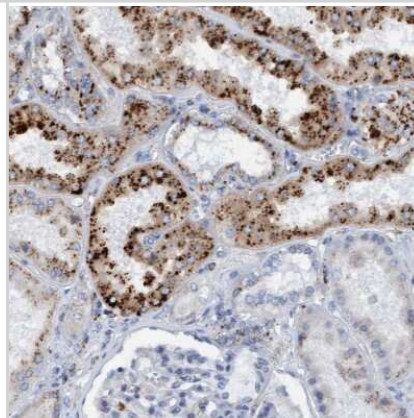
Immunohistochemistry-Paraffin: Sulfamidase/SGSH Antibody [NBP1-83165] - Staining of human adrenal gland shows strong cytoplasmic granular positivity in glandular cells.



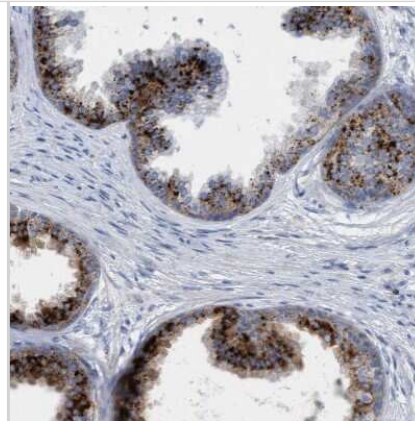
Immunohistochemistry-Paraffin: Sulfamidase/SGSH Antibody [NBP1-83165] - Staining of human duodenum shows strong cytoplasmic granular positivity in glandular cells.



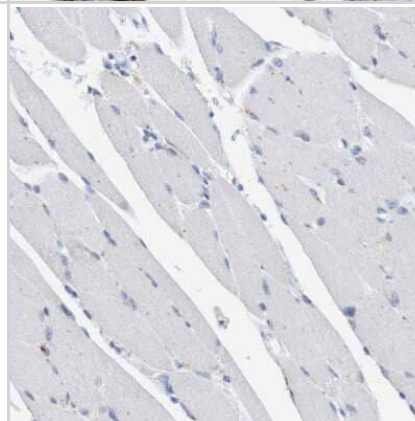
Immunohistochemistry-Paraffin: Sulfamidase/SGSH Antibody [NBP1-83165] - Staining of human kidney shows strong cytoplasmic granular positivity in cells in tubules.



Immunohistochemistry-Paraffin: Sulfamidase/SGSH Antibody [NBP1-83165] - Staining of human prostate shows strong cytoplasmic granular positivity in glandular cells.



Immunohistochemistry-Paraffin: Sulfamidase/SGSH Antibody [NBP1-83165] - Staining of human skeletal muscle shows very weak positivity in myocytes as expected.





Novus Biologicals USA

10730 E. Briarwood Avenue
Centennial, CO 80112
USA
Phone: 303.730.1950
Toll Free: 1.888.506.6887
Fax: 303.730.1966
nb-customerservice@bio-techne.com

Bio-Techne Canada

21 Canmotor Ave
Toronto, ON M8Z 4E6
Canada
Phone: 905.827.6400
Toll Free: 855.668.8722
Fax: 905.827.6402
canada.inquires@bio-techne.com

Bio-Techne Ltd

19 Barton Lane
Abingdon Science Park
Abingdon, OX14 3NB, United Kingdom
Phone: (44) (0) 1235 529449
Free Phone: 0800 37 34 15
Fax: (44) (0) 1235 533420
info.EMEA@bio-techne.com

General Contact Information

www.novusbio.com
Technical Support: nb-technical@bio-techne.com
Orders: nb-customerservice@bio-techne.com
General: novus@novusbio.com

Products Related to NBP1-83165

NBP1-83165PEP	Sulfamidase/SGSH Recombinant Protein Antigen
HAF008	Goat anti-Rabbit IgG Secondary Antibody [HRP]
NB7160	Goat anti-Rabbit IgG (H+L) Secondary Antibody [HRP]
NBP2-24891	Rabbit IgG Isotype Control

Limitations

This product is for research use only and is not approved for use in humans or in clinical diagnosis. Primary Antibodies are guaranteed for 1 year from date of receipt.

For more information on our 100% guarantee, please visit www.novusbio.com/guarantee

Earn gift cards/discounts by submitting a review: www.novusbio.com/reviews/submit/NBP1-83165

Earn gift cards/discounts by submitting a publication using this product:
www.novusbio.com/publications

